

Fuel Economy Guide

MODEL YEAR
2026

Save fuel. \$ave money.



fueleconomy.gov




U.S. DEPARTMENT
of ENERGY

U.S. Department of Energy
Office of Critical Minerals and Energy Innovation
U.S. Environmental Protection Agency



UPDATED: May 18, 2026

USING THE FUEL ECONOMY GUIDE



CONTENTS

- i Using the *Fuel Economy Guide*
- 1 Vehicle Classes Used in this Guide
- 1 How the *Guide* is Organized
- 1 Why Some Vehicles Are Not Listed
- 2 Understanding the *Guide* Listings
- 3 Tax Incentives and Disincentives
- 4 Fueling Options
- 5 Alternative Fueling Stations Locator
- 6 Improve Your Fuel Economy
- 7 Advanced Vehicle Technologies
- 8 Annual Fuel Cost Ranges for Vehicle Classes
- 9 Fuel Economy Leaders
- 10 2026 Model Year Vehicles
- 37 Diesel Vehicles
- 39 All-Electric Vehicles
- 49 Plug-In Hybrid Electric Vehicles
- 54 Ethanol Flexible Fuel Vehicles
- 55 Fuel Cell Vehicles

The U.S. Environmental Protection Agency (EPA) and U.S. Department of Energy (DOE) produce the *Fuel Economy Guide* to help car buyers choose the most fuel-efficient vehicle that meets their needs. The *Guide* is available on the Web at [fueleconomy.gov](https://www.fueleconomy.gov).

Fuel Economy Estimates

The purpose of EPA's fuel economy estimates is to provide a reliable basis for comparing vehicles.

Most vehicles in this guide (other than plug-in hybrids) have three fuel economy estimates:

- A "city" estimate that represents urban driving, in which a vehicle is started in the morning (after being parked all night) and driven in stop-and-go traffic
- A "highway" estimate that represents a mixture of rural and interstate highway driving in a warmed-up vehicle, typical of longer trips in free-flowing traffic
- A "combined" estimate that represents a combination of city driving (55%) and highway driving (45%)

Estimates for all vehicles are based on laboratory testing under standardized conditions to allow for fair comparisons.

Flexible fuel vehicles (FFVs), which can use gasoline and E85, have estimates for both fuels. Plug-in hybrid electric vehicles (PHEVs) have estimates for (1) electric-only or blended electric and gasoline operation and (2) gasoline-only operation. PHEVs are discussed in more detail on page 49. For answers to frequently asked questions about fuel economy estimates, visit [fueleconomy.gov](https://www.fueleconomy.gov).

Annual Fuel Cost Estimates

This guide provides annual fuel cost estimates, rounded to the nearest \$50, for each vehicle. The estimates are based on the assumptions that you travel 15,000 miles per year (55% under city driving conditions and 45% under highway conditions) and that fuel costs \$4.50/gallon for regular unleaded gasoline, \$5.07/gallon for mid-grade unleaded gasoline, and \$5.45/gallon for premium. Cost-per-gallon assumptions for vehicles that use other fuel types are discussed at the beginning of those vehicle sections.

Visit [fueleconomy.gov](https://www.fueleconomy.gov) to personalize fuel costs based on current fuel prices and your driving habits.

Your Fuel Economy Will Vary

EPA's fuel economy values are good estimates of the fuel economy a typical driver will achieve under average driving conditions and provide a good basis to compare one vehicle to another. Still, your fuel economy may be slightly higher or lower than EPA's estimates. Fuel economy varies, sometimes significantly, based on driving conditions, driving style, and other factors.

To ensure that estimates are consistent across different makes and models, the EPA estimates are based on a standardized, repeatable testing procedure. These tests model an "average" driver's environment and behavior based on real-world conditions, such as stop-and-go traffic.

However, it is impossible for a single test to predict fuel economy precisely for all drivers in all environments. For example, the following factors can lower your vehicle's fuel economy:

- Aggressive driving (speeding and hard acceleration and hard braking)
- Excessive idling, accelerating, and braking in stop-and-go traffic
- Cold weather (engines are more efficient when warmed up). The impact is greater for short trips.
- Driving with a heavy load or with the air conditioner running
- Improperly tuned engine or under-inflated tires
- Driving on mountainous or hilly terrain
- High-performance or snow tires
- Use of remote starters

In addition, small variations in vehicle manufacturing can cause fuel economy variations in the same make and model, and some vehicles don't attain maximum fuel economy until they are "broken in" (around 3,000–5,000 miles).

With fuel-efficient driving techniques, drivers may also achieve better fuel economy than the EPA estimates. See "Improve Your Fuel Economy" on page 6 for tips on maximizing your fuel economy.

The EPA ratings are a useful tool for comparing vehicles because they are always done in precisely the same way under the same set of conditions. However, they may not accurately predict the fuel economy *you* will get. This is also true for annual fuel cost estimates. For more information on fuel economy ratings and factors that affect fuel economy, visit [fueleconomy.gov](https://www.fueleconomy.gov).



HOW THE *GUIDE* IS ORGANIZED

Fuel economy estimates for all vehicles begin with the "2026 Model Year Vehicles" section on page 10. Vehicles are organized by EPA vehicle class and, for trucks and vans, drive type (two- or four-wheel drive).

Additional sections are dedicated to specific vehicle technology or fuel types for consumers looking for advanced vehicles or alternatives to gasoline vehicles—diesels, plug-in hybrids, all-electric vehicles, flex-fuel vehicles, and fuel cell vehicles.

WHY SOME VEHICLES ARE NOT LISTED

Light-duty fuel economy regulations do not apply to

- Sport utility vehicles (SUVs) and passenger vans with a gross vehicle weight rating (GVWR) of more than 10,000 pounds—GVWR is the vehicle weight plus carrying capacity
- Other vehicles with a GVWR of 8,500 pounds or more

Therefore, manufacturers do not have to estimate their fuel economy, and fuel economy labels are not posted on their windows. Also, fuel economy information on some vehicles was not available in time to be included in this guide. More up-to-date information can be found at fuelconomy.gov.

VEHICLE CLASSES USED IN THIS GUIDE

CARS		TRUCKS	
Class	Passenger & Cargo Volume (cu. ft.)	Class	Gross Vehicle Weight Rating* (pounds)
TWO-SEATER CARS	Any	PICKUP TRUCKS	
SEDANS		Small	Under 6,000
Minicompact	Under 85	Standard	6,000 to 8,500
Subcompact	85 to 99	VANS	
Compact	100 to 109	Passenger	Under 10,000
Midsize	110 to 119	Cargo	Under 8,500
Large	120 or more	MINIVANS	Under 8,500
STATION WAGONS		SPORT UTILITY VEHICLES	
Small	Under 130	Small	Under 6,000
Midsize	130 to 159	Standard	6,000 to 9,999
Large	160 or more	SPECIAL PURPOSE VEHICLES	Under 8,500

*Gross vehicle weight rating is vehicle weight plus carrying capacity.

UNDERSTANDING THE *GUIDE* LISTINGS

We hope you'll find the *Fuel Economy Guide* easy to use! Fuel economy and annual fuel cost data are organized by vehicle class (see page 1 for a list of classes). Within each class, vehicles are listed alphabetically by manufacturer and model.

Vehicle models with different features, such as engine size or transmission type, are listed separately. Engine and transmission attributes are shown in the first column under the model name.

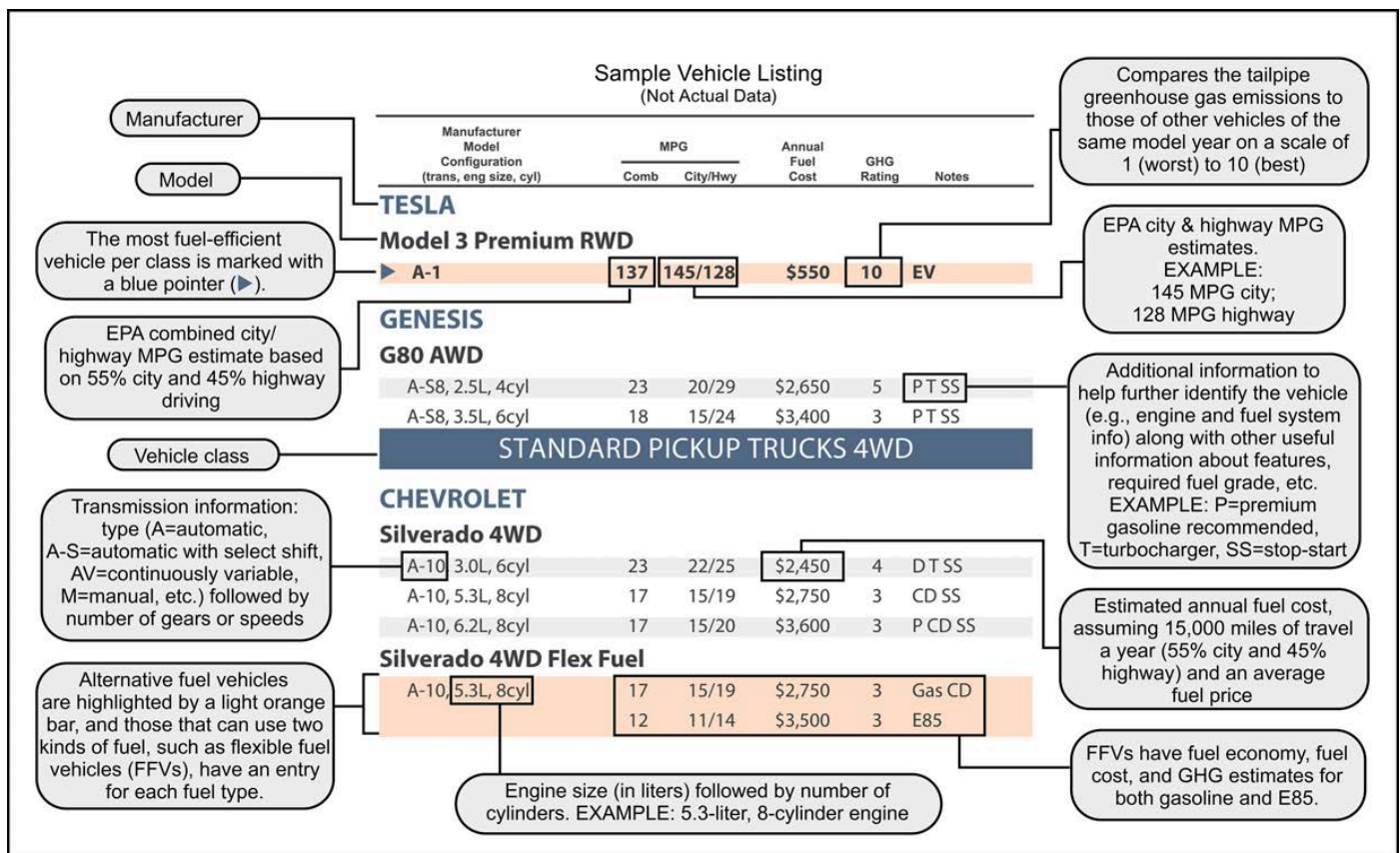
Additional attributes needed to distinguish among vehicles (e.g., fuel type or suggested fuel grade) are listed in the "Notes" column. A legend for abbreviations is provided on page 10.

A "P" in the "Notes" column indicates that the manufacturer *recommends* that the vehicle be fueled with premium-grade gasoline,

and a "PR" indicates that the manufacturer *requires* premium. The higher price of premium fuel is reflected in the annual fuel cost of these vehicles.

The most fuel-efficient vehicles in each class and alternative fuel vehicles are indicated with special markings (see the diagram below). Vehicles that can use more than one kind of fuel have an entry for each fuel type. Interior passenger and cargo volumes are located in the index at the back of the *Guide*.

Each vehicle listing includes a greenhouse gas (GHG) rating on a scale of 1 (worst) to 10 (best). This rating is a comparison of the tailpipe GHG emissions of the vehicle to those of other vehicles of the same model year.





Federal Tax Credits

The federal income tax credit for New Clean Vehicles has been discontinued. New all-electric vehicles (EVs), plug-in hybrids, and fuel cell vehicles acquired after September 30, 2025, do not qualify for a credit. Visit fuelconomy.gov for more information.

Gas Guzzler Tax

The Energy Tax Act of 1978 requires auto companies to pay a "gas guzzler" tax on the sale of cars with exceptionally low fuel economy. Such vehicles are identified in the *Guide* by the word "Tax" in the "Notes" column. In the dealer showroom, the words "Gas Guzzler" and the tax amount are listed on the vehicle's fuel economy label. The tax does not apply to light trucks.

Fuel Economy Saves You Money

The average household spends about one-fifth of its total family expenditures on transportation, making it the second most expensive category after housing. You could save as much as \$1,000 (or more) in fuel costs each year by choosing the most fuel-efficient vehicle in a particular class. This can add up to thousands of dollars over a vehicle's lifetime. Fuel-efficient models come in all shapes and sizes, so you need not sacrifice utility or size.

Each vehicle listing in the *Fuel Economy Guide* provides an estimated annual fuel cost (see page i). The Find and Compare Cars tool at fuelconomy.gov features an annual fuel cost calculator that allows you to insert your local gasoline prices and typical driving conditions (percentage of city and highway driving) to obtain more accurate fuel cost information for your vehicle.



Ethanol Blends—E85, E15, and E10

Ethanol is a domestically produced, renewable fuel made primarily from corn and sugar cane. The use of ethanol as a vehicle fuel can decrease dependence on foreign oil and decrease levels of some air pollutants.

E10 is a blend of 10% ethanol and 90% gasoline and is legal for use in any gasoline-powered vehicle. Most of the gasoline sold in the U.S. contains up to 10% ethanol to boost octane, meet air quality requirements, or satisfy the federal Renewable Fuel Standard. As of 2011, EPA began allowing the use of E15 in model year 2001 and newer gasoline vehicles. Ethanol contains about one-third less energy than gasoline. So, vehicles will typically go 3%–4% fewer miles per gallon on E10 and 4%–5% fewer miles per gallon on E15 than on 100% gasoline. While E10 is available everywhere, E15 is currently available at more than 1,700 stations in the United States.

E85 (or flex fuel) is a high-level ethanol-gasoline blend containing 51%–83% ethanol, depending on the season and geographic location. Drivers can use E85 in flexible fuel vehicles (FFVs), which are specially designed to run on gasoline, E85, or any mixture of the two. FFVs are offered by several vehicle manufacturers. To determine whether your vehicle is an FFV, check the inside of your car's fuel filler door for an identification sticker or consult your owner's manual. More than 4,700 filling stations in the United States currently sell E85. Visit afdc.energy.gov/locator/stations to find stations near you.

FFVs typically experience a 15%–27% drop in fuel economy when operating on E85 instead of regular gasoline due to ethanol's lower energy content and other factors, assuming gasoline typically contains about 10% ethanol. Drivers should notice no degradation in performance. In fact, some FFVs produce more torque and horsepower when fueled with higher-level ethanol blends.

Biodiesel

Biodiesel is a domestically produced renewable fuel manufactured from vegetable oils or animal fats for use in diesel vehicles. Using biodiesel in place of petroleum diesel can reduce GHG emissions.

Biodiesel can be blended with petroleum diesel at any percentage. B20 is a common biodiesel blend that contains 20% biodiesel and 80% petroleum diesel. B5 (5% biodiesel and 95% petroleum diesel) is another common blend. All vehicle manufacturers have approved biodiesel blends up to and including B5 for use in all diesel engines, and some have approved the use of blends up to B20 in a few recent model year vehicles. Keep in mind that using higher-level biodiesel blends may affect your vehicle warranty. Check your owner's manual or check with your vehicle manufacturer to determine the right blend for your vehicle.

Purchase commercial-grade biodiesel from a reputable dealer. Never refuel with recycled grease or vegetable oil that has not been converted to biodiesel. It will damage your engine.

More than 1,400 stations currently dispense B20. Visit afdc.energy.gov/locator/stations to find service stations selling biodiesel near you.

Premium- vs Regular-Grade Gasoline

Regular unleaded (87 octane) is the recommended fuel for most gasoline vehicles. Using a higher-octane gasoline than recommended by the owner's manual does not improve performance or fuel efficiency under normal conditions. Check your owner's manual for the recommended grade of fuel for your vehicle, and visit fuelconomy.gov for more information about selecting the right octane for your vehicle.

Charging Your Electric or Plug-in Hybrid Vehicle

Electric vehicle (EV) and plug-in hybrid (PHEV) owners have several charging options. Many owners will do most of their charging at home. Some workplaces, businesses, and multi-unit dwellings (condos/apartments) provide charging, and more than 75,000 public charging stations with over 223,000 charging ports are available across the country.

There are three basic types of charging:

- **Level 1 charging:** You can plug into a regular 120-volt (V) outlet—the kind found in your home). This is the slowest type of charging—approximately 5 miles of range per hour of charging—but requires no special charger or outlet type. Many plug-in vehicles come with a cord to allow this type of charging. Otherwise, you can also buy one separately.
- **Level 2 charging:** These chargers supply current at 208 to 240 V and provide approximately 25 miles of range per hour of charging.

Most public chargers are Level 2 chargers. You can also have a Level 2 charger installed at home.

- **Fast charging:** Also called DC (direct current) fast charging, this is the fastest kind of charging, providing approximately 100 to 200 miles of range (or more) to the battery in 30 minutes. EVs and some PHEVs can fast charge, though charging speeds vary significantly by vehicle capability. DC fast charging stations are located along major highways, in urban areas, and increasingly at retail locations like grocery stores and shopping centers. Due to high power requirements and costs, DC fast charging is not practical for home installation.

Note: Charge rate can vary based on vehicle model. So, check the owner's manual for estimated charge time. Charge rate also depends on other factors, such as the battery's state of charge and the ambient temperature. Visit afdc.energy.gov/fuels/electricity_infrastructure.html for more information.

ALTERNATIVE FUELING STATION LOCATOR

Wondering where you can fuel up your alternative fuel vehicle? The Alternative Fueling Station Locator can help you find a station near you or within a given distance from a planned route. As there are different types of charging connectors, the station locator can help you find chargers that are compatible with your plug-in vehicle. Some charging

stations support multiple connector types and available adapters provide an extra layer of compatibility for both Level 2 and DC fast charging stations. Visit the fueling station locator at afdc.energy.gov/stations.

The screenshot displays the Alternative Fueling Station Locator interface. At the top, there are tabs for "Public Stations", "Advanced Filters", and "Fuel Corridors". The location input fields show "ann arbor, mi" and "washington, dc". The vehicle type is set to "Electric". Under "Charger Types", "Level 2, DC Fa..." is selected, and under "Connectors", "All" is selected. A search button "Find Stations" is visible. Below the filters, it says "Show stations within 5 miles of the route". A summary indicates "751 stations along the route" and provides buttons for "See Route Directions" and "Download list of stations on route". A list of stations is shown on the left, including "Ann Arbor Downtown Development Authority - Ann Ashley Parking Structure" and "Ann Arbor Nissan". The main map shows a route from Ann Arbor, MI to Washington, DC, passing through Detroit, Cleveland, Youngstown, Canton, Pittsburgh, Harrisburg, and Baltimore. State boundaries for OHIO, PENNSYLVANIA, WEST VIRGINIA, MARYLAND, and DELAWARE are visible.

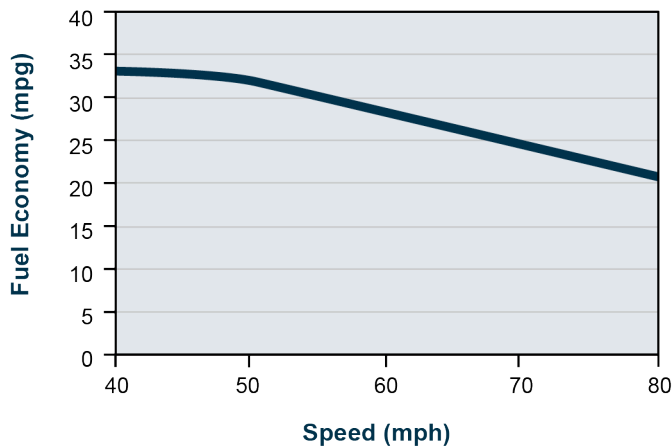
IMPROVE YOUR FUEL ECONOMY

Drive More Efficiently

- Aggressive driving (speeding and rapid acceleration/braking) can lower your gas mileage by roughly 15%–30% at highway speeds and 10%–40% in stop-and-go traffic.

Driver feedback devices can help you drive more efficiently, improving fuel economy by up to 10%.

- Observe the speed limit. Each 5 MPH you drive over 60 MPH can reduce your fuel economy by 7%. For a personalized estimate of the effect of speeding on your fuel economy, visit fueleconomy.gov.
- Avoid idling. Idling gets 0 miles per gallon and costs as much as \$0.02 per minute.
- Using cruise control on the highway helps you maintain a constant speed and, in most cases, will save fuel.



Keep Your Car in Shape

- Address engine problems promptly. If the check engine light comes on, have your vehicle inspected by a mechanic. It could save you fuel and money down the road.

- Keeping tires inflated to the recommended pressure can typically improve fuel economy by 0.6%.

The manufacturer's recommended tire pressure can be found on the tire information placard and/or vehicle certification label located on the vehicle door edge, doorpost, glove-box door, or inside the trunk lid.

- Using the recommended grade of motor oil can improve your fuel economy by 1%–2% if you've been using the wrong grade.
- Keep your tires aligned and balanced.
- Replacing a clogged air filter can improve gas mileage on older cars with carbureted engines.

Plan and Combine Trips

- A warmed-up engine is more fuel-efficient than a cold one. Many short trips taken from a cold start can use twice as much fuel as one multipurpose trip covering the same distance.

Note: Letting your car idle to warm up doesn't help your fuel economy: it actually uses more fuel and creates more pollution.

Other Solutions

- Avoid carrying unneeded items. An extra 100 pounds can decrease fuel economy by about 1%.
- Avoid carrying cargo on your roof. A large, blunt rooftop cargo box, for example, can reduce fuel economy by 2%–8% in city driving, 6%–17% on the highway, and 10%–25% at interstate speeds (65 to 75 MPH). Rear-mount cargo boxes or trays reduce fuel economy by much less (1%–2% in city driving and 1%–5% on the highway).
- Use the "economy mode" feature if your vehicle has one.

For more tips on improving fuel economy, such as cold-weather tips; hot-weather tips; and tips for hybrids, plug-in hybrids, and all-electric vehicles, visit fueleconomy.gov.

Tips for Electric and Hybrid Vehicles

Most of the driving tips for conventional vehicles will also help increase the range of electric vehicles and hybrids. In addition to the driving tips above, the tips below will help you get the most out of your electric or hybrid vehicle.

1. **Read your owner's manual.** The automaker knows how to operate and maintain your vehicle to maximize fuel economy, driving range, and battery life. So, consult the owner's manual for tips specific to your vehicle.
2. **Use the economy (Eco) mode.** Many of these vehicles come with an "economy mode" or similar feature to improve fuel economy. You can often turn on this feature by just pressing a button.
3. **Avoid hard braking.** Anticipate stops and brake gently or moderately. This allows the regenerative braking system to recover energy from the vehicle's forward motion and store it as electricity. Hard braking causes the vehicle to use its conventional friction brakes, which do not recover energy.
4. **Keep the battery charged.** Keeping your plug-in hybrid's battery charged helps you use as much electricity and as little gasoline as possible, saving you fuel and money and extending the vehicle's range. For EVs, it helps maximize your driving range.
5. **Use accessories wisely.** Using accessories such as heating, air conditioning, and entertainment systems can lower fuel economy more for electric vehicles and hybrids than for conventional vehicles. So, keep that in mind when trying to maximize fuel economy or electric range. Pre-heating or pre-cooling the cabin of a plug-in hybrid or EV while it's plugged in, for example, can extend its electric range.



Manufacturers are using advanced technologies to improve fuel economy in many of their vehicles. Along with plug-in hybrids, all-electric vehicles, and fuel cell vehicles, new technologies are also being used to make conventional vehicles more efficient. Some of these fuel-saving technologies are described below. For more information, visit fuelconomy.gov.

Hybrid Vehicles

Hybrids combine the best features of the internal combustion engine with an electric motor and can significantly improve fuel economy. They are primarily propelled by an internal combustion engine, just like conventional vehicles. However, they also use regenerative braking to convert energy normally wasted during coasting and braking into electricity. The recovered electricity is stored in a battery until needed by the electric motor. The electric motor assists the engine when accelerating or hill climbing and at low speeds, where internal combustion engines are least efficient.

Fuel efficiency can vary significantly among different hybrid models due to battery and electric motor size. Hybrids with larger batteries and electric motors, sometimes called "full" or "strong" hybrids, can store more electricity and provide more power to assist the gasoline engine. Some can even run on the electric motor alone for short distances. Hybrids with smaller batteries and electric motors are often referred to as "mild" hybrids. Mild hybrid systems have a smaller effect on fuel economy. In the *Guide* listings, full hybrids are indicated by "HEV" in the "Notes" column, while mild hybrids are indicated by "MHEV."

Note: Unlike plug-in hybrids (described on page 49), conventional hybrids cannot be plugged into an external source of electricity to be recharged or run on electricity for any substantial distance. Instead, gasoline and regenerative braking provide all of the vehicle's energy.

Stop-Start Systems

Stop-start systems (sometimes called "idle-stop," "smart start," or other manufacturer-specific names) save fuel by turning off the engine when the vehicle comes to a stop and automatically starting it back up when you step on the accelerator. Stop-start can improve fuel economy by up to 5% and provides the biggest benefit in conditions where the engine would otherwise be idling, such as stop-and-go city driving. These systems are currently available on all hybrids and on hundreds of conventional vehicle models.

Cylinder Deactivation

Cylinder deactivation "turns off" some of the engine's cylinders when they are not needed. This temporarily and seamlessly turns an 8- or 6-cylinder engine into a more efficient 4- or 3-cylinder engine.

Turbocharging

Turbocharging increases engine power, allowing a smaller, more fuel-efficient engine to be used in place of a larger one. Replacing an 8-cylinder engine with a turbocharged 6-cylinder or a 6-cylinder engine with a turbocharged 4-cylinder can save fuel and still provide extra power when needed.

Advanced Transmissions

The advanced electronics in today's vehicles can optimize gear shifting for improved fuel efficiency. Eight-speed automatic transmissions are most common, and some have even more gears. Continuously variable transmissions (CVTs) can change seamlessly through an infinite number of "gears." Transmissions with more gears allow the engine to run at its most efficient speed more often, improving fuel economy.

Improved Aerodynamics

Reducing a vehicle's aerodynamic drag (wind resistance) improves fuel economy, especially at higher speeds. Many manufacturers are improving aerodynamics by refining vehicle shapes or by employing external moving parts such as "shutters" that close off the grill, allowing air to flow smoothly around the vehicle instead of into the engine compartment, where it produces more drag.

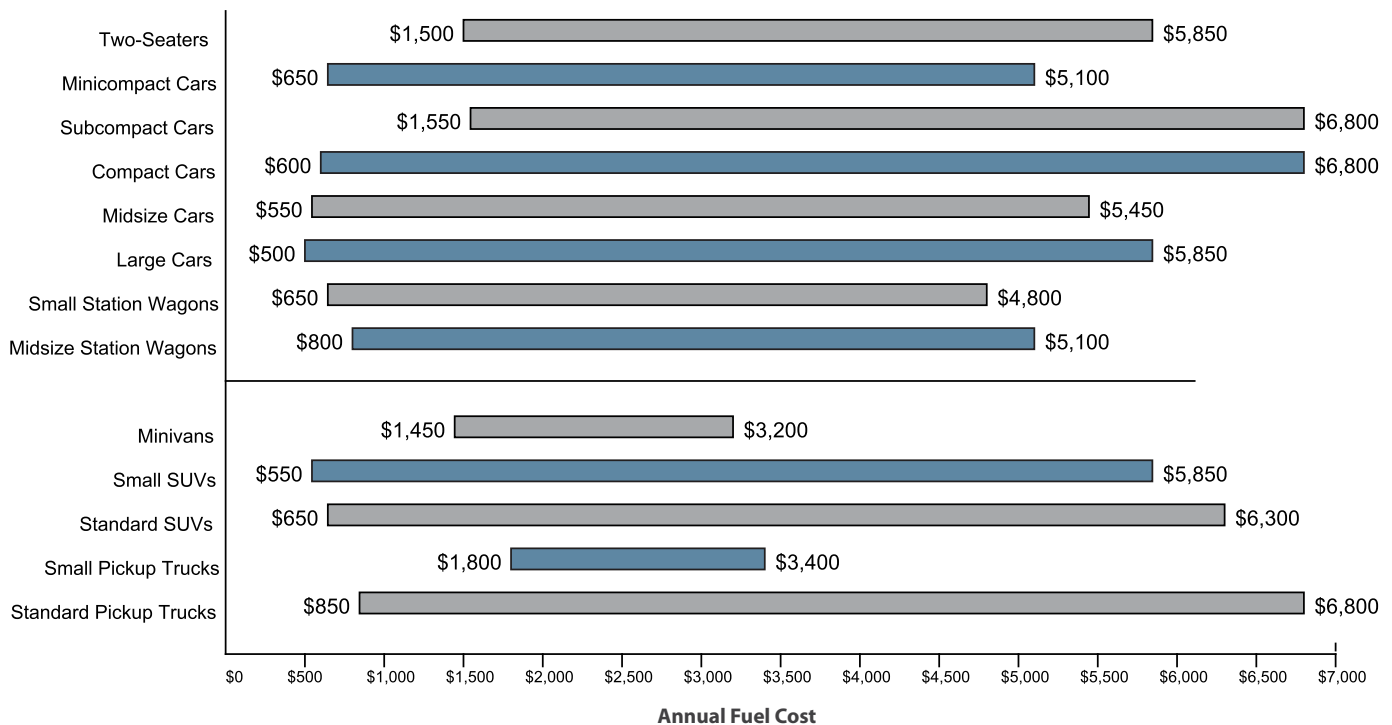
Lighter Vehicles

Reducing vehicle weight improves fuel economy, so manufacturers are beginning to redesign vehicles to weigh less while maintaining performance and safety. For example, replacing a steel body with one made from a lighter-weight material, such as aluminum, can reduce vehicle weight by hundreds of pounds.

ANNUAL FUEL COST RANGES FOR VEHICLE CLASSES



The graph below provides the annual fuel cost ranges for the vehicles in each class so you can see where a given vehicle's cost falls within its class. Annual fuel costs assume that you travel 15,000 miles each year, drive 55% in the city and 45% on the highway, and that fuel costs \$4.50/gallon for regular unleaded gasoline, \$5.45/gallon for premium, \$5.64/gallon for diesel, and \$0.15/kWh for electricity. Visit [fueleconomy.gov](https://www.fueleconomy.gov) to calculate the annual fuel cost for a specific vehicle based on your own driving conditions and fuel prices.



Fuel economy estimates on this chart do not include vehicles operating on compressed natural gas (CNG), E85, or hydrogen.

FUEL ECONOMY LEADERS

Listed below are vehicles with the highest fuel economy in the most popular classes. For each vehicle class, we list the most fuel-efficient plug-in hybrid (PHEV) or all-electric vehicle (EV) and the most fuel-efficient conventional vehicle. Rankings are based on combined city and highway fuel economy estimates, which assume 55% city driving

and 45% highway driving. Please note that many vehicle models come in a range of engine sizes and trim lines, resulting in different fuel economy values. If there is only one vehicle in a class, a fuel economy leader is not listed. For an up-to-date list of fuel economy leaders, visit fuelconomy.gov.

	Trans Type / Speeds	Eng Size / Cylinders	MPG(e) Combined		Trans Type / Speeds	Eng Size / Cylinders	MPG(e) Combined
TWO-SEATER CARS				MIDSIZE STATION WAGONS			
BUGATTI RIMAC				MERCEDES-BENZ			
Nevera R (EV)..... A-1..... 51*				EQE 320 Plus (SUV) (EV)..... A-1..... 93*			
MAZDA				HONDA			
MX-5..... M-6..... 2.0L/4cyl 29				CR-V FWD (hybrid)..... AV..... 2.0L/4cyl 40			
MX-5..... A-S6..... 2.0L/4cyl 29				SMALL PICKUP TRUCKS			
MINICOMPACT CARS				FORD			
FIAT				Maverick HEV FWD (hybrid)..... AV..... 2.5L/4cyl 38			
500e (EV)..... A-1..... 116*				STANDARD PICKUP TRUCKS			
MINI				RIVIAN			
Cooper C Convertible..... AM-S7..... 2.0L/4cyl 30				R1T Dual Max (22in) (EV)..... A-1..... 87*			
Cooper S Convertible..... AM-S7..... 2.0L/4cyl 30				R1T Performance Dual Max (22in) (EV)..... A-1..... 87*			
JCW Convertible..... AM-S7..... 2.0L/4cyl 30				CHEVROLET			
SUBCOMPACT CARS				Silverado 2WD (diesel)..... A-10..... 3.0L/6cyl 25			
HONDA				GMC			
Prelude (hybrid)..... AV..... 2.0L/4cyl 44				Sierra 2WD (diesel)..... A-10..... 3.0L/6cyl 25			
COMPACT CARS				MINIVANS			
MERCEDES-BENZ				CHRYSLER			
CLA250 Plus with EQ Tech (R22) (EV)..... A-1..... 126*				Pacifica Hybrid (PHEV)..... AV..... 3.6L/6cyl 48†			
TOYOTA				TOYOTA			
Corolla Hybrid..... AV..... 1.8L/4cyl 50				Sienna 2WD (hybrid)..... AV-S6..... 2.5L/4cyl 36			
MIDSIZE CARS				SMALL SPORT UTILITY VEHICLES			
TESLA				TESLA			
Model 3 Standard RWD (EV)..... A-1..... 139*				Model Y Standard RWD (18in Wheels) (EV)..... A-1..... 138*			
TOYOTA				KIA			
Prius (hybrid)..... AV..... 2.0L/4cyl 57				Niro FE (hybrid)..... AM-S6..... 1.6L/4cyl 53			
LARGE CARS				STANDARD SPORT UTILITY VEHICLES			
LUCID				AUDI			
Air Pure RWD with 19 inch wheels (EV)..... A-1..... 146*				Q4 45 e-tron (EV)..... A-1..... 115*			
HYUNDAI				JEEP			
Sonata Hybrid Blue..... AM-S6..... 2.0L/4cyl 51				Cherokee AWD (hybrid)..... AV..... 1.6L/4cyl 37			
SMALL STATION WAGONS							
NISSAN							
LEAF 75kWh (18 inch steel Wheels) (EV)..... A-1..... 121*							
TOYOTA							
Crown Signia AWD (hybrid)..... AV-S6..... 2.5L/4cyl 38							

* This is an electric vehicle. Since electricity is not measured in gallons, a conversion factor is used to translate the fuel economy into miles per gallon of gasoline equivalent (MPGe).

† This vehicle is a plug-in hybrid, which runs on both gasoline and electricity. Since electricity is not measured in gallons, a conversion factor is used to translate the fuel economy when running on electricity into miles per gallon of gasoline equivalent (MPGe). The combined MPGe estimate includes both city and highway driving and gasoline and electric energy use.

2026 MODEL YEAR VEHICLES

This section contains the fuel economy values for 2026 model year vehicles. Additional information for alternative fuel vehicles can be found on pages 39–55. Alternative fuel vehicles are highlighted with an

orange bar, and those that can use two kinds of fuel, such as flexible fuel vehicles, have an entry for each fuel type. The most fuel-efficient vehicles in each class are marked with a blue pointer (▶).



ABBREVIATIONS USED IN THIS GUIDE

▶ Highest MPG in Class	Eng Size Engine Volume in Liters	Mode Multimode Transmission
2WD Two-Wheel Drive	EV Electric Vehicle	MPG Miles per Gallon
4WD Four-Wheel Drive	FFV Flexible Fuel Vehicle	NA Not Available
A Automatic Transmission	FWD Front-Wheel Drive	Ni-MH Nickel-Metal Hydride
A-S Automatic Transmission-Select Shift	Gas Regular Gasoline	P Premium Gasoline Recommended
AM Automated Manual	GHG Greenhouse Gas	PHEV Plug-in Hybrid Electric Vehicle
AM-S Automated Manual-Selectable	GPF Gasoline Particulate Filter	PR Premium Gasoline Required
AV Continuously Variable Transmission	GVWR Gross Vehicle Weight Rating	PT4 Part-time 4WD
AV-S Continuously Variable Transmission with Select Shift	HP Horsepower	RWD Rear Wheel Drive
AWD All-Wheel Drive	HEV Hybrid-Electric Vehicle	S Supercharger
CD With Cylinder Deactivation	Hwy MPG on Highway Test Procedure	S-Mode Transmission with Sport Mode
City MPG on City Test Procedure	Li-ion Lithium ion	S-Plus Sport Plus Package
Cyl Cylinders	LWB Long Wheelbase	Spt Pkg Sport Package
Comb Combined	M Manual Transmission	SS Stop-Start Technology
D Ultra-Low Sulfur Diesel	MDPV Medium-Duty Passenger Vehicle	T Turbocharger
E85 85% Ethanol/15% Gasoline	Mid Midgrade Gasoline	Tax Subject to Gas Guzzler Tax
	MHEV Mild Hybrid-Electric Vehicle	Trans Transmission
		XFE Optional Technology Package

Manufacturer Model Configuration (trans, eng size, cyl)	MPG		Annual Fuel Cost	GHG Rating	Notes
	Comb	City/Hwy			

TWO-SEATER CARS

ASTON MARTIN

Valhalla

A-8, 4.0L, 8cyl		See page 49.		PT Tax PHEV
-----------------	--	--------------	--	-------------

Vanquish

A-8, 5.2L, 12cyl	16	13/21	\$5,100	3	PT Tax
------------------	----	-------	---------	---	--------

Vanquish Volante

A-8, 5.2L, 12cyl	16	13/20	\$5,100	3	PT Tax
------------------	----	-------	---------	---	--------

Vantage

A-8, 4.0L, 8cyl	18	15/22	\$4,550	3	PT
-----------------	----	-------	---------	---	----

BMW

Z4 M40i

A-S8, 3.0L, 6cyl	25	23/29	\$3,250	5	PT SS
M-6, 3.0L, 6cyl	22	19/26	\$3,700	4	PT SS

Z4 sDrive30i

A-S8, 2.0L, 4cyl	28	25/33	\$2,900	5	PT SS
------------------	----	-------	---------	---	-------

BUGATTI RIMAC

Nevera R

A-1	51	50/51	\$1,500	10	EV
-----	----	-------	---------	----	----

CHEVROLET

Corvette

A-S8, 6.2L, 8cyl	19	16/25	\$4,300	4	PR CD
------------------	----	-------	---------	---	-------

Corvette E-Ray

A-S8, 6.2L, 8cyl	19	16/24	\$4,300	4	PR CD HEV SS
------------------	----	-------	---------	---	--------------

Corvette Z06

A-S8, 5.5L, 8cyl	15	12/21	\$5,450	2	PR Tax
------------------	----	-------	---------	---	--------

Corvette Z06 Carbon Aero

A-S8, 5.5L, 8cyl	14	12/19	\$5,850	2	PR Tax
------------------	----	-------	---------	---	--------

Corvette ZR1

A-S8, 5.5L, 8cyl	14	12/18	\$5,850	2	PR T Tax
------------------	----	-------	---------	---	----------

Corvette ZR1X

A-S8, 5.5L, 8cyl	14	12/19	\$5,850	2	PR T Tax HEV SS
------------------	----	-------	---------	---	-----------------

FERRARI

12Cilindri

AM-8, 6.5L, 12cyl	14	12/19	\$5,850	2	PR Tax SS
-------------------	----	-------	---------	---	-----------

12Cilindri Spider

AM-8, 6.5L, 12cyl	14	12/17	\$5,850	2	PR Tax SS
-------------------	----	-------	---------	---	-----------

296 GTB

AM-S8, 2.9L, 6cyl		See page 49.		PR T PHEV SS
-------------------	--	--------------	--	--------------

296 GTS

AM-S8, 2.9L, 6cyl		See page 49.		PR T PHEV SS
-------------------	--	--------------	--	--------------

296 Speciale

AM-S8, 2.9L, 6cyl		See page 49.		PR T PHEV SS
-------------------	--	--------------	--	--------------

296 Speciale A

AM-S8, 2.9L, 6cyl		See page 49.		PR T PHEV SS
-------------------	--	--------------	--	--------------

F80

AM-8, 2.9L, 6cyl	17	15/20	\$4,800	3	PR T Tax HEV SS
------------------	----	-------	---------	---	-----------------

Manufacturer Model Configuration (trans, eng size, cyl)	MPG		Annual Fuel Cost	GHG Rating	Notes
	Comb	City/Hwy			

LOTUS

Emira

A-S8, 2.0L, 4cyl	21	18/26	\$3,200	4	T
------------------	----	-------	---------	---	---

MASERATI

GT2 Stradale

A-S8, 3.0L, 6cyl	18	15/25	\$4,550	4	PRT
------------------	----	-------	---------	---	-----

MCPURA

A-S8, 3.0L, 6cyl	18	15/25	\$4,550	4	PRT
------------------	----	-------	---------	---	-----

MCPURA Spyder

A-S8, 3.0L, 6cyl	18	15/25	\$4,550	3	PRT
------------------	----	-------	---------	---	-----

MAZDA

MX-5

A-S6, 2.0L, 4cyl	29	26/35	\$2,800	6	P
M-6, 2.0L, 4cyl	29	26/34	\$2,800	6	P

MERCEDES-BENZ

AMG GT 55 4matic Plus (coupe)

A-9, 4.0L, 8cyl	16	14/20	\$5,100	3	PRT Tax SS
-----------------	----	-------	---------	---	------------

AMG GT 63 4matic Plus (coupe)

A-9, 4.0L, 8cyl	16	14/20	\$5,100	3	PRT Tax SS
-----------------	----	-------	---------	---	------------

AMG GT 63 PRO 4matic Plus (coupe)

A-9, 4.0L, 8cyl	16	14/20	\$5,100	3	PRT Tax SS
-----------------	----	-------	---------	---	------------

NISSAN

Z

A-S9, 3.0L, 6cyl	22	19/28	\$3,700	4	PRT
M-6, 3.0L, 6cyl	20	18/24	\$4,100	4	PRT

Z NISMO

A-S9, 3.0L, 6cyl	19	17/24	\$4,300	4	PRT
------------------	----	-------	---------	---	-----

TOYOTA

GR Supra

A-S8, 2.0L, 4cyl	27	25/31	\$3,050	5	PT SS
A-S8, 3.0L, 6cyl	25	22/29	\$3,250	5	PT SS
M-6, 3.0L, 6cyl	21	19/26	\$3,900	4	PT SS

MINICOMPACT CARS

ASTON MARTIN

DB12 V8

A-8, 4.0L, 8cyl	17	15/22	\$4,800	3	PT
-----------------	----	-------	---------	---	----

BENTLEY

Continental GTC

AM-S8, 4.0L, 8cyl		See page 49.		PT PHEV SS
-------------------	--	--------------	--	------------

FERRARI

Roma Spider

AM-8, 3.9L, 8cyl	19	17/22	\$4,300	4	PRT SS
------------------	----	-------	---------	---	--------

FIAT

500e

A-1	116	127/104	\$650	10	EV
-----	-----	---------	-------	----	----

Manufacturer Model Configuration (trans, eng size, cyl)	MPG		Annual Fuel Cost	GHG Rating	Notes
	Comb	City/Hwy			

500e All Season

A-1	110	121/100	\$700	10	EV
-----	-----	---------	-------	----	----

LEXUS

LC 500 Convertible

A-S10, 5.0L, 8cyl	18	15/25	\$4,550	3	PR
-------------------	----	-------	---------	---	----

MERCEDES-BENZ

AMG SL43

A-9, 2.0L, 4cyl	22	19/27	\$3,700	4	PRT MHEV SS
-----------------	----	-------	---------	---	-------------

AMG SL55 4matic Plus

A-9, 4.0L, 8cyl	16	14/21	\$5,100	3	PRT Tax SS
-----------------	----	-------	---------	---	------------

AMG SL63 4matic Plus

A-9, 4.0L, 8cyl	16	14/21	\$5,100	3	PRT Tax SS
-----------------	----	-------	---------	---	------------

SL680 Maybach

A-9, 4.0L, 8cyl	16	13/20	\$5,100	3	PRT Tax SS
-----------------	----	-------	---------	---	------------

MINI

Cooper C Convertible

▶ AM-S7, 2.0L, 4cyl	30	27/37	\$2,700	6	PT SS
---------------------	----	-------	---------	---	-------

Cooper S Convertible

▶ AM-S7, 2.0L, 4cyl	30	26/36	\$2,700	6	PT SS
---------------------	----	-------	---------	---	-------

JCW Convertible

▶ AM-S7, 2.0L, 4cyl	30	26/35	\$2,700	6	PT SS
---------------------	----	-------	---------	---	-------

PORSCHE

911 Carrera

AM-S8, 3.0L, 6cyl	21	18/25	\$3,900	4	PRT SS
-------------------	----	-------	---------	---	--------

911 Carrera 4 GTS

AM-S8, 3.6L, 6cyl	19	17/23	\$4,300	4	PRT SS
-------------------	----	-------	---------	---	--------

911 Carrera 4 GTS Cabriolet

AM-S8, 3.6L, 6cyl	19	17/23	\$4,300	4	PRT SS
-------------------	----	-------	---------	---	--------

911 Carrera 4S

AM-S8, 3.0L, 6cyl	20	17/24	\$4,100	4	PRT SS
-------------------	----	-------	---------	---	--------

911 Carrera 4S Cabriolet

AM-S8, 3.0L, 6cyl	20	17/24	\$4,100	4	PRT SS
-------------------	----	-------	---------	---	--------

911 Carrera Cabriolet

AM-S8, 3.0L, 6cyl	21	18/25	\$3,900	4	PRT SS
-------------------	----	-------	---------	---	--------

911 Carrera GTS

AM-S8, 3.6L, 6cyl	20	17/24	\$4,100	4	PRT SS
-------------------	----	-------	---------	---	--------

911 Carrera GTS Cabriolet

AM-S8, 3.6L, 6cyl	19	17/23	\$4,300	4	PRT SS
-------------------	----	-------	---------	---	--------

911 Carrera S

AM-S8, 3.0L, 6cyl	20	17/24	\$4,100	4	PRT SS
-------------------	----	-------	---------	---	--------

911 Carrera S Cabriolet

AM-S8, 3.0L, 6cyl	20	17/24	\$4,100	4	PRT SS
-------------------	----	-------	---------	---	--------

911 Carrera T

M-6, 3.0L, 6cyl	20	17/25	\$4,100	4	PRT SS
-----------------	----	-------	---------	---	--------

911 Carrera T Cabriolet

M-6, 3.0L, 6cyl	19	17/25	\$4,300	4	PRT SS
-----------------	----	-------	---------	---	--------

911 Targa 4 GTS

AM-S8, 3.6L, 6cyl	19	17/23	\$4,300	4	PRT SS
-------------------	----	-------	---------	---	--------

Manufacturer Model Configuration (trans, eng size, cyl)	MPG		Annual Fuel Cost	GHG Rating	Notes
	Comb	City/Hwy			

911 Targa 4S

AM-S8, 3.0L, 6cyl	20	17/24	\$4,100	4	PRT SS
-------------------	----	-------	---------	---	--------

911 Turbo S

AM-S8, 3.6L, 6cyl	18	15/22	\$4,550	3	PRT SS
-------------------	----	-------	---------	---	--------

911 Turbo S Cabriolet

AM-S8, 3.6L, 6cyl	18	15/22	\$4,550	3	PRT SS
-------------------	----	-------	---------	---	--------

SUBARU

BRZ

A-S6, 2.4L, 4cyl	25	21/30	\$3,250	5	PR
------------------	----	-------	---------	---	----

M-6, 2.4L, 4cyl	22	20/27	\$3,700	4	PR
-----------------	----	-------	---------	---	----

SUBCOMPACT CARS

AUDI

A3 quattro

AM-S7, 2.0L, 4cyl	28	24/34	\$2,900	5	PT SS
-------------------	----	-------	---------	---	-------

RS 3

AM-S7, 2.5L, 5cyl	23	20/29	\$3,550	5	PT
-------------------	----	-------	---------	---	----

S3

AM-S7, 2.0L, 4cyl	26	23/31	\$3,150	5	PT SS
-------------------	----	-------	---------	---	-------

BENTLEY

Continental GT

AM-S8, 4.0L, 8cyl	See page 49.				PT PHEV SS
-------------------	--------------	--	--	--	------------

BMW

230i Coupe

A-S8, 2.0L, 4cyl	30	26/35	\$2,700	6	PT SS
------------------	----	-------	---------	---	-------

230i xDrive Coupe

A-S8, 2.0L, 4cyl	28	25/33	\$2,900	5	PT SS
------------------	----	-------	---------	---	-------

430i Convertible

AM-S8, 2.0L, 4cyl	30	27/35	\$2,700	6	PT MHEV SS
-------------------	----	-------	---------	---	------------

430i Coupe

A-S8, 2.0L, 4cyl	31	28/36	\$2,650	6	PT MHEV SS
------------------	----	-------	---------	---	------------

430i xDrive Convertible

A-S8, 2.0L, 4cyl	28	24/33	\$2,900	5	PT MHEV SS
------------------	----	-------	---------	---	------------

430i xDrive Coupe

A-S8, 2.0L, 4cyl	30	27/34	\$2,700	6	PT MHEV SS
------------------	----	-------	---------	---	------------

840i Convertible

A-S8, 3.0L, 6cyl	24	21/29	\$3,400	5	PT SS
------------------	----	-------	---------	---	-------

840i Coupe

A-S8, 3.0L, 6cyl	24	21/29	\$3,400	5	PT SS
------------------	----	-------	---------	---	-------

840i xDrive Convertible

A-S8, 3.0L, 6cyl	24	21/29	\$3,400	5	PT SS
------------------	----	-------	---------	---	-------

840i xDrive Coupe

A-S8, 3.0L, 6cyl	24	21/29	\$3,400	5	PT SS
------------------	----	-------	---------	---	-------

M2 Coupe

A-S8, 3.0L, 6cyl	19	16/23	\$4,300	4	PRT SS
------------------	----	-------	---------	---	--------

M-6, 3.0L, 6cyl	19	16/23	\$4,300	4	PRT SS
-----------------	----	-------	---------	---	--------

M2 Coupe CS

A-S8, 3.0L, 6cyl	19	16/23	\$4,300	4	PRT SS
------------------	----	-------	---------	---	--------

M240i Coupe

A-S8, 3.0L, 6cyl	26	23/32	\$3,150	5	PT SS
------------------	----	-------	---------	---	-------

Manufacturer Model Configuration (trans, eng size, cyl)	MPG		Annual Fuel Cost	GHG Rating	Notes
	Comb	City/Hwy			

M240i xDrive Coupe

A-S8, 3.0L, 6cyl	26	23/32	\$3,150	5	P T SS
------------------	----	-------	---------	---	--------

M4 Competition Coupe

A-S8, 3.0L, 6cyl	19	16/23	\$4,300	4	P R T SS
------------------	----	-------	---------	---	----------

M4 Competition M xDrive Convertible

A-S8, 3.0L, 6cyl	18	16/22	\$4,550	3	P R T SS
------------------	----	-------	---------	---	----------

M4 Competition M xDrive Coupe

A-S8, 3.0L, 6cyl	18	16/23	\$4,550	3	P R T SS
------------------	----	-------	---------	---	----------

M4 Coupe

M-6, 3.0L, 6cyl	19	16/23	\$4,300	4	P R T SS
-----------------	----	-------	---------	---	----------

M440i Convertible

A-S8, 3.0L, 6cyl	29	27/33	\$2,800	6	P T MHEV SS
------------------	----	-------	---------	---	-------------

M440i Coupe

A-S8, 3.0L, 6cyl	30	27/34	\$2,700	6	P T MHEV SS
------------------	----	-------	---------	---	-------------

M440i xDrive Convertible

A-S8, 3.0L, 6cyl	28	25/32	\$2,900	5	P T MHEV SS
------------------	----	-------	---------	---	-------------

M440i xDrive Coupe

A-S8, 3.0L, 6cyl	29	26/33	\$2,800	6	P T MHEV SS
------------------	----	-------	---------	---	-------------

M850i xDrive Convertible

A-S8, 4.4L, 8cyl	19	17/24	\$4,300	4	P T SS
------------------	----	-------	---------	---	--------

M850i xDrive Coupe

A-S8, 4.4L, 8cyl	19	17/24	\$4,300	4	P T SS
------------------	----	-------	---------	---	--------

FORD

Mustang

A-10, 2.3L, 4cyl	26	22/33	\$2,600	5	T SS
------------------	----	-------	---------	---	------

A-S10, 5.0L, 8cyl	19	16/24	\$3,550	4	SS
-------------------	----	-------	---------	---	----

M-6, 5.0L, 8cyl	18	15/23	\$3,750	3	SS
-----------------	----	-------	---------	---	----

Mustang Dark Horse

A-S10, 5.0L, 8cyl	17	14/22	\$3,950	3	Tax
-------------------	----	-------	---------	---	-----

M-6, 5.0L, 8cyl	17	14/22	\$3,950	3	Tax
-----------------	----	-------	---------	---	-----

Mustang GTD

AM-S8, 5.2L, 8cyl	12	10/17	\$6,800	1	PR S Tax
-------------------	----	-------	---------	---	----------

HONDA

Prelude

▶ AV, 2.0L, 4cyl	44	46/41	\$1,550	7	HEV SS
------------------	----	-------	---------	---	--------

LEXUS

LC 500

A-S10, 5.0L, 8cyl	18	16/24	\$4,550	3	PR
-------------------	----	-------	---------	---	----

MASERATI

Grancabrio

A-8, 3.0L, 6cyl	20	17/26	\$4,100	4	P R T CD SS
-----------------	----	-------	---------	---	-------------

Grancabrio Trofeo

A-8, 3.0L, 6cyl	20	17/26	\$4,100	4	P R T CD SS
-----------------	----	-------	---------	---	-------------

Granturismo

A-8, 3.0L, 6cyl	21	18/27	\$3,900	4	P R T CD SS
-----------------	----	-------	---------	---	-------------

Granturismo Trofeo

A-8, 3.0L, 6cyl	21	18/27	\$3,900	4	P R T CD SS
-----------------	----	-------	---------	---	-------------

Manufacturer Model Configuration (trans, eng size, cyl)	MPG		Annual Fuel Cost	GHG Rating	Notes
	Comb	City/Hwy			

MERCEDES-BENZ

AMG CLE53 4matic Plus (convertible)

A-9, 3.0L, 6cyl	22	19/26	\$3,700	4	P R T S MHEV SS
-----------------	----	-------	---------	---	-----------------

AMG CLE53 4matic Plus (coupe)

A-9, 3.0L, 6cyl	23	20/27	\$3,550	5	P R T S MHEV SS
-----------------	----	-------	---------	---	-----------------

AMG GT 43 (coupe)

A-9, 2.0L, 4cyl	22	19/27	\$3,700	4	P R T MHEV SS
-----------------	----	-------	---------	---	---------------

CLE300 4matic (Convertible)

A-9, 2.0L, 4cyl	26	23/32	\$3,150	5	P R T MHEV SS
-----------------	----	-------	---------	---	---------------

CLE300 4matic (Coupe)

A-9, 2.0L, 4cyl	27	24/33	\$3,050	5	P R T MHEV SS
-----------------	----	-------	---------	---	---------------

CLE450 4matic (Convertible)

A-9, 3.0L, 6cyl	26	23/32	\$3,150	5	P R T S MHEV SS
-----------------	----	-------	---------	---	-----------------

CLE450 4matic (Coupe)

A-9, 3.0L, 6cyl	26	23/33	\$3,150	5	P R T S MHEV SS
-----------------	----	-------	---------	---	-----------------

MINI

Cooper C 2 Door

AM-S7, 2.0L, 4cyl	32	27/39	\$2,550	6	P T SS
-------------------	----	-------	---------	---	--------

Cooper S 2 Door

AM-S7, 2.0L, 4cyl	32	28/39	\$2,550	6	P T SS
-------------------	----	-------	---------	---	--------

JCW 2 Door

AM-S7, 2.0L, 4cyl	30	27/37	\$2,700	6	P T SS
-------------------	----	-------	---------	---	--------

TOYOTA

GR Corolla

A-S8, 1.6L, 3cyl	22	19/27	\$3,700	4	P R T
------------------	----	-------	---------	---	-------

M-6, 1.6L, 3cyl	24	21/28	\$3,400	5	P R T
-----------------	----	-------	---------	---	-------

COMPACT CARS

AUDI

RS e-tron GT Performance

A-1	84	85/82	\$900	10	EV
-----	----	-------	-------	----	----

S e-tron GT (20 inch wheels)

A-1	90	91/88	\$850	10	EV
-----	----	-------	-------	----	----

S e-tron GT (21 inch wheels)

A-1	88	89/85	\$850	10	EV
-----	----	-------	-------	----	----

BMW

228 Gran Coupe

AM-S7, 2.0L, 4cyl	31	27/39	\$2,650	6	P T SS
-------------------	----	-------	---------	---	--------

228 xDrive Gran Coupe

AM-S7, 2.0L, 4cyl	30	26/38	\$2,700	6	P T SS
-------------------	----	-------	---------	---	--------

330i Sedan

A-S8, 2.0L, 4cyl	31	28/35	\$2,650	6	P T MHEV SS
------------------	----	-------	---------	---	-------------

330i xDrive Sedan

A-S8, 2.0L, 4cyl	29	26/34	\$2,800	6	P T MHEV SS
------------------	----	-------	---------	---	-------------

430i Gran Coupe

A-S8, 2.0L, 4cyl	30	27/35	\$2,700	6	P T MHEV SS
------------------	----	-------	---------	---	-------------

430i xDrive Gran Coupe

A-S8, 2.0L, 4cyl	29	25/34	\$2,800	6	P T MHEV SS
------------------	----	-------	---------	---	-------------

Manufacturer Model Configuration (trans, eng size, cyl)	MPG		Annual Fuel Cost	GHG Rating	Notes
	Comb	City/Hwy			
i4 eDrive35 Gran Coupe (19 inch Wheels)					
A-1	109	113/105	\$700	10	EV
i4 eDrive40 Gran Coupe (18 inch wheels)					
A-1	118	121/115	\$650	10	EV
i4 eDrive40 Gran Coupe (19 inch Wheels)					
A-1	108	112/105	\$700	10	EV
i4 M60 xDrive Gran Coupe (19 inch Wheels)					
A-1	98	99/96	\$750	10	EV
i4 M60 xDrive Gran Coupe (20 inch Wheels)					
A-1	81	82/80	\$950	10	EV
i4 xDrive40 Gran Coupe (18 inch Wheels)					
A-1	101	99/103	\$750	10	EV
i4 xDrive40 Gran Coupe (19 inch Wheels)					
A-1	94	93/95	\$800	10	EV
i5 eDrive40 Sedan (19 inch Wheels)					
A-1	110	114/106	\$700	10	EV
i5 eDrive40 Sedan (20 inch Wheels)					
A-1	106	110/102	\$700	10	EV
i5 eDrive40 Sedan (21 inch Wheels)					
A-1	98	102/93	\$800	10	EV
i5 M60 xDrive Sedan (19 inch Wheels)					
A-1	99	100/98	\$750	10	EV
i5 M60 xDrive Sedan (20 inch Wheels)					
A-1	94	96/92	\$800	10	EV
i5 M60 xDrive Sedan (21 inch Wheels)					
A-1	91	92/89	\$850	10	EV
i5 xDrive40 Sedan (19 inch Wheels)					
A-1	98	99/97	\$750	10	EV
i5 xDrive40 Sedan (20 inch Wheels)					
A-1	96	97/94	\$800	10	EV
i5 xDrive40 Sedan (21 inch Wheels)					
A-1	91	92/88	\$850	10	EV
M235 xDrive Gran Coupe					
AM-S7, 2.0L, 4cyl	27	24/33	\$3,050	5	P T SS
M3 Competition M xDrive Sedan					
A-S8, 3.0L, 6cyl	18	16/23	\$4,550	3	P R T SS
M3 Competition Sedan					
A-S8, 3.0L, 6cyl	19	16/23	\$4,300	4	P R T SS
M3 Sedan					
M-6, 3.0L, 6cyl	19	16/23	\$4,300	4	P R T SS
M340i Sedan					
A-S8, 3.0L, 6cyl	29	27/33	\$2,800	6	P T MHEV SS
M340i xDrive Sedan					
A-S8, 3.0L, 6cyl	29	26/33	\$2,800	6	P T MHEV SS
M440i Gran Coupe					
A-S8, 3.0L, 6cyl	28	26/32	\$2,900	5	P T MHEV SS
M440i xDrive Gran Coupe					
A-S8, 3.0L, 6cyl	27	25/31	\$3,050	5	P T MHEV SS
CADILLAC					
CT4					
A-S8, 2.0L, 4cyl	26	22/32	\$3,150	5	P R T CD SS
A-S10, 2.7L, 4cyl	25	21/31	\$3,250	5	P R T CD SS

Manufacturer Model Configuration (trans, eng size, cyl)	MPG		Annual Fuel Cost	GHG Rating	Notes
	Comb	City/Hwy			
CT4 AWD					
A-S8, 2.0L, 4cyl	25	21/31	\$3,250	5	P R T CD SS
A-S10, 2.7L, 4cyl	24	21/29	\$3,400	5	P R T CD SS
CT4 V					
A-S10, 2.7L, 4cyl	23	20/29	\$3,550	5	P R T CD SS
A-S10, 3.6L, 6cyl	19	16/24	\$4,300	4	P R T
M-6, 3.6L, 6cyl	18	15/23	\$4,550	3	P R T
CT4 V AWD					
A-S10, 2.7L, 4cyl	23	20/28	\$3,550	5	P R T CD SS
FERRARI					
Purosangue					
AM-8, 6.5L, 12cyl	12	11/15	\$6,800	1	PR Tax SS
GENESIS					
G70 AWD					
A-S8, 2.5L, 4cyl	23	20/28	\$3,550	5	P T
A-S8, 3.3L, 6cyl	19	17/23	\$4,300	4	P T
G70 RWD					
A-S8, 2.5L, 4cyl	24	21/29	\$3,400	5	P T
A-S8, 3.3L, 6cyl	20	17/25	\$4,100	4	P T
LEXUS					
IS 350					
A-S8, 3.5L, 6cyl	22	19/27	\$3,700	4	PR
IS 350 AWD					
A-S6, 3.5L, 6cyl	22	19/26	\$3,700	4	PR
UX 300h					
AV, 2.0L, 4cyl	43	45/41	\$1,550	7	HEV SS
AV-S6, 2.0L, 4cyl	43	45/41	\$1,550	7	HEV SS
UX 300h AWD					
AV, 2.0L, 4cyl	42	44/40	\$1,600	7	HEV SS
AV-S6, 2.0L, 4cyl	42	44/40	\$1,600	7	HEV SS
MAZDA					
3 4-Door 2WD					
A-S6, 2.5L, 4cyl	30	27/36	\$2,250	6	
3 4-Door 4WD					
A-S6, 2.5L, 4cyl	29	26/34	\$2,350	6	
A-S6, 2.5L, 4cyl	27	23/32	\$2,500	5	T
MERCEDES-BENZ					
AMG C43 4matic					
A-9, 2.0L, 4cyl	22	19/27	\$3,700	4	P R T MHEV SS
AMG CLA35 4matic					
AM-8, 2.0L, 4cyl	25	22/29	\$3,250	5	P R T MHEV SS
AMG CLA45 S 4matic					
AM-8, 2.0L, 4cyl	23	20/28	\$3,550	5	P R T SS
C300					
A-9, 2.0L, 4cyl	29	25/35	\$2,800	6	P R T MHEV SS
C300 4matic					
A-9, 2.0L, 4cyl	27	24/33	\$3,050	5	P R T MHEV SS
CLA250					
AM-8, 2.0L, 4cyl	30	26/36	\$2,700	6	P R T MHEV SS

Manufacturer Model Configuration (trans, eng size, cyl)	MPG		Annual Fuel Cost	GHG Rating	Notes
	Comb	City/Hwy			

CLA250 4matic

AM-8, 2.0L, 4cyl	29	25/34	\$2,800	6	PRT MHEV SS
------------------	----	-------	---------	---	-------------

CLA250 Plus with EQ Tech

A-1	109	112/105	\$700	10	EV SS
-----	-----	---------	-------	----	-------

CLA250 Plus with EQ Tech (R22)

A-1	126	127/124	\$600	10	EV SS
-----	------------	----------------	--------------	-----------	-------

CLA350 4matic with EQ Tech

A-2	118	120/115	\$650	10	EV SS
-----	-----	---------	-------	----	-------

MINI

Cooper C 4 Door

AM-S7, 2.0L, 4cyl	32	28/39	\$2,550	6	PT SS
-------------------	----	-------	---------	---	-------

MINI

Cooper S 4 Door

AM-S7, 2.0L, 4cyl	32	28/39	\$2,550	6	PT SS
-------------------	----	-------	---------	---	-------

PORSCHE

Taycan 4 Perf Battery Plus

A-2	87	89/85	\$850	10	EV
-----	----	-------	-------	----	----

Taycan 4S Perf Battery Plus

A-2	87	89/85	\$850	10	EV
-----	----	-------	-------	----	----

Taycan 4S Perf Battery Plus 19in All-Season (M+S)

A-2	93	94/92	\$800	10	EV
-----	----	-------	-------	----	----

Taycan 4S Performance Battery

A-2	88	90/85	\$850	10	EV
-----	----	-------	-------	----	----

Taycan GTS

A-2	86	88/85	\$900	10	EV
-----	----	-------	-------	----	----

Taycan Performance Battery

A-2	91	94/88	\$850	10	EV
-----	----	-------	-------	----	----

Taycan Turbo

A-2	86	88/83	\$900	10	EV
-----	----	-------	-------	----	----

Taycan Turbo GT

A-2	82	86/78	\$900	10	EV
-----	----	-------	-------	----	----

Taycan Turbo GT with Weissach Package

A-2	81	85/76	\$950	10	EV
-----	----	-------	-------	----	----

Taycan Turbo S

A-2	79	80/78	\$950	10	EV
-----	----	-------	-------	----	----

ROLLS-ROYCE

Spectre (22 inch Wheels)

A-1	77	74/82	\$1,000	10	EV
-----	----	-------	---------	----	----

Spectre (23 inch Wheels)

A-1	70	67/75	\$1,100	10	EV
-----	----	-------	---------	----	----

Spectre Black Badge (22 inch Wheels)

A-1	74	70/80	\$1,000	10	EV
-----	----	-------	---------	----	----

Spectre Black Badge (23 inch Wheels)

A-1	70	67/74	\$1,100	10	EV
-----	----	-------	---------	----	----

TOYOTA

Corolla

AV-S10, 2.0L, 4cyl	34	31/38	\$2,000	6	
--------------------	----	-------	---------	---	--

Corolla (1-mode TM)

AV, 2.0L, 4cyl	35	32/41	\$1,950	6	
----------------	----	-------	---------	---	--

Manufacturer Model Configuration (trans, eng size, cyl)	MPG		Annual Fuel Cost	GHG Rating	Notes
	Comb	City/Hwy			

Corolla (3-mode TM)

AV, 2.0L, 4cyl	34	31/40	\$2,000	6	
----------------	----	-------	---------	---	--

Corolla Hatchback

AV-S10, 2.0L, 4cyl	35	32/41	\$1,950	6	
--------------------	----	-------	---------	---	--

Corolla Hatchback FX

AV-S10, 2.0L, 4cyl	33	30/38	\$2,050	6	
--------------------	----	-------	---------	---	--

Corolla Hatchback XSE

AV-S10, 2.0L, 4cyl	33	30/38	\$2,050	6	
--------------------	----	-------	---------	---	--

Corolla Hybrid

AV, 1.8L, 4cyl	50	53/46	\$1,350	8	HEV SS
----------------	-----------	--------------	----------------	----------	--------

Corolla Hybrid AWD

AV, 1.8L, 4cyl	48	51/44	\$1,400	8	HEV SS
----------------	----	-------	---------	---	--------

Corolla Hybrid SE

AV, 1.8L, 4cyl	47	50/43	\$1,450	8	HEV SS
----------------	----	-------	---------	---	--------

Corolla Hybrid SE AWD

AV, 1.8L, 4cyl	44	47/41	\$1,550	7	HEV SS
----------------	----	-------	---------	---	--------

Mirai

AV	72	74/70	NA	10	H FCV
----	----	-------	----	----	-------

VOLKSWAGEN

GLI

AM-S7, 2.0L, 4cyl	29	26/35	\$2,350	6	T SS
-------------------	----	-------	---------	---	------

M-6, 2.0L, 4cyl	29	26/36	\$2,350	6	T SS
-----------------	----	-------	---------	---	------

Jetta

A-S8, 1.5L, 4cyl	34	29/40	\$2,000	6	T SS
------------------	----	-------	---------	---	------

Jetta Sport/SE/SEL

A-S8, 1.5L, 4cyl	33	29/40	\$2,050	6	T SS
------------------	----	-------	---------	---	------

MIDSIZE CARS

ALFA ROMEO

Giulia

A-8, 2.0L, 4cyl	27	24/33	\$3,050	5	PRT SS
-----------------	----	-------	---------	---	--------

Giulia AWD

A-8, 2.0L, 4cyl	26	23/31	\$3,150	5	PRT SS
-----------------	----	-------	---------	---	--------

AUDI

A5 quattro

AM-S7, 2.0L, 4cyl	26	22/32	\$3,150	5	PT SS
-------------------	----	-------	---------	---	-------

A6 Sedan

AM-S7, 3.0L, 6cyl	23	20/29	\$3,550	5	PT SS
-------------------	----	-------	---------	---	-------

RS 7

A-S8, 4.0L, 8cyl	16	14/21	\$5,100	3	PT Tax CD MHEV SS
------------------	----	-------	---------	---	----------------------

S5 Sport Sedan

AM-S7, 3.0L, 6cyl	23	20/29	\$3,550	5	PT SS
-------------------	----	-------	---------	---	-------

BENTLEY

Flying Spur

AM-S8, 4.0L, 8cyl	See page 49.			PT PHEV SS	
-------------------	--------------	--	--	------------	--

BMW

530i Sedan

A-S8, 2.0L, 4cyl	31	28/35	\$2,650	6	PT MHEV SS
------------------	----	-------	---------	---	------------

Manufacturer Model Configuration (trans, eng size, cyl)	MPG		Annual Fuel Cost	GHG Rating	Notes
	Comb	City/Hwy			
530i xDrive Sedan					
A-S8, 2.0L, 4cyl	30	27/35	\$2,700	6	P T MHEV SS
540i xDrive Sedan					
A-S8, 3.0L, 6cyl	28	26/32	\$2,900	5	P T MHEV SS
550e xDrive Sedan					
A-S8, 3.0L, 6cyl	See page 49.				P T PHEV SS
840i Gran Coupe					
A-S8, 3.0L, 6cyl	24	21/29	\$3,400	5	P T SS
840i xDrive Gran Coupe					
A-S8, 3.0L, 6cyl	24	21/29	\$3,400	5	P T SS
M5 Sedan					
A-S8, 4.4L, 8cyl	See page 49.				P R T Tax PHEV SS
M850i xDrive Gran Coupe					
A-S8, 4.4L, 8cyl	19	17/24	\$4,300	4	P T SS

CADILLAC

CT5

A-S10, 2.0L, 4cyl	26	22/31	\$3,150	5	P R T CD SS
A-S10, 3.0L, 6cyl	22	19/28	\$3,700	4	P R T CD SS

CT5 AWD

A-S10, 2.0L, 4cyl	24	21/30	\$3,400	5	P R T CD SS
A-S10, 3.0L, 6cyl	21	18/27	\$3,900	4	P R T CD SS

CT5 V

A-S10, 3.0L, 6cyl	21	18/27	\$3,900	4	P R T CD SS
A-S10, 6.2L, 8cyl	15	13/20	\$5,450	2	P R S Tax CD
M-6, 6.2L, 8cyl	15	13/20	\$5,450	2	P R S Tax

CT5 V AWD

A-S10, 3.0L, 6cyl	20	17/26	\$4,100	4	P R T CD SS
-------------------	----	-------	---------	---	-------------

GENESIS

Electrified G80

A-1	96	99/93	\$800	10	EV
-----	----	-------	-------	----	----

HONDA

Accord Hybrid Sport/Touring

AV, 2.0L, 4cyl	44	46/41	\$1,550	7	HEV SS
----------------	----	-------	---------	---	--------

Accord SE

AV, 1.5L, 4cyl	31	28/36	\$2,200	6	T SS
----------------	----	-------	---------	---	------

Civic 4Dr

M-6, 1.5L, 4cyl	31	27/37	\$2,650	6	P T SS
AV, 2.0L, 4cyl	49	50/47	\$1,400	8	HEV SS
AV, 2.0L, 4cyl	36	32/41	\$1,900	7	SS
AV-S7, 2.0L, 4cyl	34	31/39	\$2,000	6	SS

HYUNDAI

Elantra

AM-S7, 1.6L, 4cyl	31	28/35	\$2,200	6	T
-------------------	----	-------	---------	---	---

Elantra Hybrid

AM-S6, 1.6L, 4cyl	50	49/52	\$1,350	8	HEV SS
-------------------	----	-------	---------	---	--------

Elantra Hybrid Blue

AM-S6, 1.6L, 4cyl	54	51/58	\$1,250	8	HEV SS
-------------------	----	-------	---------	---	--------

Elantra N

AM-S8, 2.0L, 4cyl	23	20/27	\$3,550	5	P T
M-6, 2.0L, 4cyl	24	21/29	\$3,400	5	P T

Manufacturer Model Configuration (trans, eng size, cyl)	MPG		Annual Fuel Cost	GHG Rating	Notes
	Comb	City/Hwy			

Elantra non-ISG

AV-S1, 2.0L, 4cyl	34	30/40	\$2,000	6	
-------------------	----	-------	---------	---	--

Elantra w/Stop-Start

AV-S1, 2.0L, 4cyl	35	31/40	\$1,950	6	SS
-------------------	----	-------	---------	---	----

KIA

K4

A-S8, 1.6L, 4cyl	28	26/33	\$2,400	5	T
------------------	----	-------	---------	---	---

K4 4DR w/ DMS

AV-S1, 2.0L, 4cyl	33	29/39	\$2,050	6	
-------------------	----	-------	---------	---	--

K4 without DMS

AV-S1, 2.0L, 4cyl	33	29/39	\$2,050	6	
-------------------	----	-------	---------	---	--

LEXUS

LS 500 AWD

A-S10, 3.4L, 6cyl	21	17/27	\$3,900	4	P R T
-------------------	----	-------	---------	---	-------

MAZDA

3 5-Door 2WD

A-S6, 2.5L, 4cyl	29	26/34	\$2,350	6	
M-6, 2.5L, 4cyl	28	25/34	\$2,400	5	

3 5-Door 4WD

A-S6, 2.5L, 4cyl	28	25/34	\$2,400	5	
A-S6, 2.5L, 4cyl	26	23/31	\$2,600	5	T

MERCEDES-BENZ

AMG E53 Hybrid 4matic Plus

A-9, 3.0L, 6cyl	See page 49.				P R T PHEV
-----------------	--------------	--	--	--	------------

AMG EQE 4matic Plus

A-1	70	69/71	\$1,100	10	EV SS
-----	----	-------	---------	----	-------

E350

A-9, 2.0L, 4cyl	28	25/33	\$2,900	5	P R T MHEV SS
-----------------	----	-------	---------	---	---------------

E350 4matic

A-9, 2.0L, 4cyl	27	24/33	\$3,050	5	P R T MHEV SS
-----------------	----	-------	---------	---	---------------

E450 4matic

A-9, 3.0L, 6cyl	25	22/31	\$3,250	5	P R T S MHEV SS
-----------------	----	-------	---------	---	-----------------

EQE 320 4matic

A-1	86	87/85	\$900	10	EV SS
-----	----	-------	-------	----	-------

EQE 320 Plus

A-1	94	94/94	\$800	10	EV SS
-----	----	-------	-------	----	-------

NISSAN

Altima

AV, 2.5L, 4cyl	30	26/36	\$2,250	6	
----------------	----	-------	---------	---	--

Altima AWD

AV, 2.5L, 4cyl	28	25/33	\$2,400	5	
----------------	----	-------	---------	---	--

Sentra (2-mode)

AV, 2.0L, 4cyl	33	30/38	\$2,050	6	SS
----------------	----	-------	---------	---	----

Sentra (3-mode)

AV, 2.0L, 4cyl	33	30/38	\$2,050	6	SS
----------------	----	-------	---------	---	----

Sentra SL/SR

AV, 2.0L, 4cyl	32	29/36	\$2,100	6	SS
----------------	----	-------	---------	---	----

Manufacturer Model Configuration (trans, eng size, cyl)	MPG		Annual Fuel Cost	GHG Rating	Notes
	Comb	City/Hwy			

PORSCHE

Taycan 4 Cross Turismo

A-2	81	84/79	\$950	10	EV
-----	----	-------	-------	----	----

Taycan 4S Cross Turismo

A-2	80	82/77	\$950	10	EV
-----	----	-------	-------	----	----

Taycan GTS Sport Turismo

A-2	82	84/80	\$900	10	EV
-----	----	-------	-------	----	----

Taycan Turbo Cross Turismo

A-2	78	80/76	\$950	10	EV
-----	----	-------	-------	----	----

Taycan Turbo S Cross Turismo

A-2	77	79/75	\$1,000	10	EV
-----	----	-------	---------	----	----

SUBARU

WRX

AV-S8, 2.4L, 4cyl	21	18/25	\$3,900	4	P T
M-6, 2.4L, 4cyl	22	19/26	\$3,700	4	P T

TESLA

Model 3 Performance

A-1	114	120/107	\$650	10	EV
-----	-----	---------	-------	----	----

Model 3 Performance AWD

A-1	111	117/106	\$700	10	EV
-----	-----	---------	-------	----	----

Model 3 Premium AWD

A-1	128	133/122	\$600	10	EV
-----	-----	---------	-------	----	----

Model 3 Premium RWD

A-1	137	145/128	\$550	10	EV
-----	-----	---------	-------	----	----

Model 3 Standard RWD

A-1	139	147/130	\$550	10	EV
-----	-----	---------	-------	----	----

TOYOTA

Camry HEV AWD LE

AV-S6, 2.5L, 4cyl	50	50/49	\$1,350	8	HEV SS
-------------------	----	-------	---------	---	--------

Camry HEV AWD SE/XLE

AV-S6, 2.5L, 4cyl	46	46/46	\$1,450	7	HEV SS
-------------------	----	-------	---------	---	--------

Camry HEV AWD XSE

AV-S6, 2.5L, 4cyl	43	43/43	\$1,550	7	HEV SS
-------------------	----	-------	---------	---	--------

Camry HEV FF LE

AV-S6, 2.5L, 4cyl	51	52/49	\$1,300	8	HEV SS
-------------------	----	-------	---------	---	--------

Camry HEV FF SE/XLE/XSE

AV-S6, 2.5L, 4cyl	46	47/45	\$1,450	7	HEV SS
-------------------	----	-------	---------	---	--------

Crown AWD

AV-S6, 2.4L, 4cyl	30	29/32	\$2,250	6	T HEV SS
-------------------	----	-------	---------	---	----------

Crown Hybrid AWD

AV, 2.5L, 4cyl	41	42/41	\$1,650	7	HEV SS
----------------	----	-------	---------	---	--------

Prius

AV, 2.0L, 4cyl	57	57/56	\$1,200	8	HEV SS
----------------	----	-------	---------	---	--------

Prius AWD

AV, 2.0L, 4cyl	54	53/54	\$1,250	8	HEV SS
----------------	----	-------	---------	---	--------

Prius AWD XLE/LTD

AV, 2.0L, 4cyl	49	49/50	\$1,400	8	HEV SS
----------------	----	-------	---------	---	--------

Prius XLE/LTD

AV, 2.0L, 4cyl	52	52/52	\$1,300	8	HEV SS
----------------	----	-------	---------	---	--------

Manufacturer Model Configuration (trans, eng size, cyl)	MPG		Annual Fuel Cost	GHG Rating	Notes
	Comb	City/Hwy			

VOLKSWAGEN

Golf R

AM-S7, 2.0L, 4cyl	25	22/31	\$3,250	5	P T SS
-------------------	----	-------	---------	---	--------

GTI

AM-S7, 2.0L, 4cyl	27	24/32	\$2,500	5	T SS
-------------------	----	-------	---------	---	------

VOLVO

S90 B5

A-S8, 2.0L, 4cyl	28	24/34	\$2,900	5	P R T MHEV SS
------------------	----	-------	---------	---	---------------

LARGE CARS

ACURA

Integra

AV-S7, 1.5L, 4cyl	32	29/37	\$2,550	6	P T SS
M-6, 2.0L, 4cyl	24	21/28	\$3,400	5	P T

Integra A-Spec

AV-S7, 1.5L, 4cyl	32	29/37	\$2,550	6	P T SS
M-6, 1.5L, 4cyl	30	26/36	\$2,700	6	P T SS

AUDI

A8 quattro

A-S8, 3.0L, 6cyl	22	19/27	\$3,700	4	P T MHEV SS
------------------	----	-------	---------	---	-------------

S8

A-S8, 4.0L, 8cyl	18	15/24	\$4,550	3	P T CD MHEV SS
------------------	----	-------	---------	---	----------------

BMW

740i Sedan

A-S8, 3.0L, 6cyl	28	25/31	\$2,900	5	P T MHEV SS
------------------	----	-------	---------	---	-------------

740i xDrive Sedan

A-S8, 3.0L, 6cyl	27	24/31	\$3,050	5	P T MHEV SS
------------------	----	-------	---------	---	-------------

750e xDrive Sedan

A-S8, 3.0L, 6cyl	See page 49.				P T PHEV SS
------------------	--------------	--	--	--	-------------

760i xDrive Sedan

A-S8, 4.4L, 8cyl	20	18/25	\$4,100	4	P T MHEV SS
------------------	----	-------	---------	---	-------------

i7 eDrive50 Sedan (19 inch Wheels)

A-1	88	85/93	\$850	10	EV
-----	----	-------	-------	----	----

i7 eDrive50 Sedan (20 inch Wheels)

A-1	85	82/88	\$900	10	EV
-----	----	-------	-------	----	----

i7 eDrive50 Sedan (21 inch Wheels)

A-1	87	84/90	\$900	10	EV
-----	----	-------	-------	----	----

i7 M70 xDrive Sedan (20 inch Wheels)

A-1	75	72/78	\$1,000	10	EV
-----	----	-------	---------	----	----

i7 M70 xDrive Sedan (21 inch Wheels)

A-1	79	77/83	\$950	10	EV
-----	----	-------	-------	----	----

i7 xDrive60 Sedan (19 inch Wheels)

A-1	88	85/91	\$850	10	EV
-----	----	-------	-------	----	----

i7 xDrive60 Sedan (20 inch Wheels)

A-1	83	81/85	\$900	10	EV
-----	----	-------	-------	----	----

i7 xDrive60 Sedan (21 inch Wheels)

A-1	87	85/89	\$850	10	EV
-----	----	-------	-------	----	----

Manufacturer Model Configuration (trans, eng size, cyl)	MPG		Annual Fuel Cost	GHG Rating	Notes
	Comb	City/Hwy			

DODGE

Charger Daytona R/T AWD 245/55ZR18

A-1	85	91/78	\$900	10	EV
-----	----	-------	-------	----	----

Charger Daytona R/T AWD 255/45R20

A-1	95	100/89	\$800	10	EV
-----	----	--------	-------	----	----

Charger Daytona R/T AWD 275/40R20

A-1	83	89/76	\$900	10	EV
-----	----	-------	-------	----	----

Charger Daytona R/T AWD 305/35ZR20

A-1	86	93/79	\$900	10	EV
-----	----	-------	-------	----	----

Charger Daytona Scat Pack AWD 305/35ZR20

A-1	86	93/79	\$900	10	EV
-----	----	-------	-------	----	----

Charger Daytona Scat Pack AWD 325/35ZR20 Rear

A-1	72	77/68	\$1,050	10	EV
-----	----	-------	---------	----	----

Charger Daytona Scat Pack AWD 325/35ZR20 Rear A/S

A-1	78	82/73	\$1,000	10	EV
-----	----	-------	---------	----	----

Charger R/T AWD

A-8, 3.0L, 6cyl	20	17/26	\$3,400	4	T SS
-----------------	----	-------	---------	---	------

Charger Scat Pack AWD

A-8, 3.0L, 6cyl	19	16/23	\$4,300	4	PRT SS
-----------------	----	-------	---------	---	--------

GENESIS

G80 AWD

A-S8, 2.5L, 4cyl	23	20/29	\$3,550	5	PT SS
------------------	----	-------	---------	---	-------

A-S8, 3.5L, 6cyl	18	15/24	\$4,550	3	PT SS
------------------	----	-------	---------	---	-------

G90 AWD

A-S8, 3.5L, 6cyl	21	18/26	\$3,900	4	PT SS
------------------	----	-------	---------	---	-------

G90 MHEV

A-S8, 3.5L, 6cyl	20	17/24	\$4,100	4	PT S MHEV SS
------------------	----	-------	---------	---	--------------

HONDA

Accord

AV, 1.5L, 4cyl	32	29/37	\$2,100	6	T SS
----------------	----	-------	---------	---	------

Accord Hybrid

AV, 2.0L, 4cyl	48	51/44	\$1,400	8	HEV SS
----------------	----	-------	---------	---	--------

Civic 5Dr

AV, 2.0L, 4cyl	48	50/45	\$1,400	8	HEV SS
----------------	----	-------	---------	---	--------

AV-S7, 2.0L, 4cyl	34	30/38	\$2,000	6	SS
-------------------	----	-------	---------	---	----

M-6, 2.0L, 4cyl	24	22/28	\$3,400	5	PT
-----------------	----	-------	---------	---	----

HYUNDAI

Sonata AWD

A-S8, 2.5L, 4cyl	27	24/33	\$2,500	5	
------------------	----	-------	---------	---	--

Sonata FWD

A-S8, 2.5L, 4cyl	29	25/36	\$2,350	6	
------------------	----	-------	---------	---	--

AM-S8, 2.5L, 4cyl	27	23/32	\$2,500	5	T
-------------------	----	-------	---------	---	---

Sonata FWD w/Stop-Start

A-S8, 2.5L, 4cyl	32	28/38	\$2,100	6	SS
------------------	----	-------	---------	---	----

Sonata Hybrid

AM-S6, 2.0L, 4cyl	47	44/51	\$1,450	8	HEV SS
-------------------	----	-------	---------	---	--------

Sonata Hybrid Blue

▶AM-S6, 2.0L, 4cyl	51	47/56	\$1,300	8	HEV SS
--------------------	----	-------	---------	---	--------

Manufacturer Model Configuration (trans, eng size, cyl)	MPG		Annual Fuel Cost	GHG Rating	Notes
	Comb	City/Hwy			

KIA

K4 Hatchback

A-S8, 1.6L, 4cyl	28	26/33	\$2,400	5	T
------------------	----	-------	---------	---	---

AV-S1, 2.0L, 4cyl	30	28/34	\$2,250	6	
-------------------	----	-------	---------	---	--

K5

A-S8, 2.5L, 4cyl	29	25/36	\$2,350	6	
------------------	----	-------	---------	---	--

AM-S8, 2.5L, 4cyl	27	23/33	\$2,500	5	T
-------------------	----	-------	---------	---	---

K5 AWD

A-S8, 2.5L, 4cyl	27	24/33	\$2,500	5	
------------------	----	-------	---------	---	--

K5 w/Stop-Start

A-S8, 2.5L, 4cyl	30	26/37	\$2,250	6	SS
------------------	----	-------	---------	---	----

LUCID

Air G Touring XR AWD with 20 inch wheels

A-1	120	122/117	\$650	10	EV
-----	-----	---------	-------	----	----

Air G Touring XR AWD with 21 inch wheels

A-1	112	114/109	\$700	10	EV
-----	-----	---------	-------	----	----

Air G Touring XR AWD with 19 inch wheels

A-1	128	129/126	\$600	10	EV
-----	-----	---------	-------	----	----

Air Pure RWD with 19 inch wheels

▶A-1	146	149/142	\$500	10	EV
------	-----	---------	-------	----	----

Air Pure RWD with 20 inch wheels

A-1	129	132/125	\$600	10	EV
-----	-----	---------	-------	----	----

Air Sapphire AWD

A-1	105	108/101	\$700	10	EV
-----	-----	---------	-------	----	----

Air Touring AWD with 19 inch wheels

A-1	134	136/132	\$550	10	EV
-----	-----	---------	-------	----	----

Air Touring AWD with 20 inch wheels

A-1	123	126/121	\$600	10	EV
-----	-----	---------	-------	----	----

MERCEDES-BENZ

EQS 450 4matic

A-1	92	91/93	\$850	10	EV SS
-----	----	-------	-------	----	-------

EQS 450 Plus

A-1	98	98/98	\$750	10	EV SS
-----	----	-------	-------	----	-------

EQS 580 4matic

A-1	93	93/93	\$800	10	EV SS
-----	----	-------	-------	----	-------

Maybach S680 4matic

A-9, 6.0L, 12cyl	15	12/20	\$5,450	2	PRT Tax SS
------------------	----	-------	---------	---	------------

S500 4matic

A-9, 3.0L, 6cyl	23	20/29	\$3,550	5	PRT S MHEV SS
-----------------	----	-------	---------	---	---------------

S580 4matic

A-9, 4.0L, 8cyl	20	17/27	\$4,100	4	PRT MHEV SS
-----------------	----	-------	---------	---	-------------

S580 4matic Maybach

A-9, 4.0L, 8cyl	20	16/27	\$4,100	4	PRT MHEV SS
-----------------	----	-------	---------	---	-------------

PORSCHE

Panamera

AM-S8, 2.9L, 6cyl	21	18/25	\$3,900	4	PRT SS
-------------------	----	-------	---------	---	--------

Panamera 4

AM-S8, 2.9L, 6cyl	21	18/25	\$3,900	4	PRT SS
-------------------	----	-------	---------	---	--------

Manufacturer Model Configuration (trans, eng size, cyl)	MPG		Annual Fuel Cost	GHG Rating	Notes
	Comb	City/Hwy			

ROLLS-ROYCE

Ghost

A-S8, 6.7L, 12cyl	14	12/19	\$5,850	2	P T Tax
-------------------	----	-------	---------	---	---------

Ghost Black Badge

A-S8, 6.7L, 12cyl	14	12/19	\$5,850	2	P T Tax
-------------------	----	-------	---------	---	---------

Ghost Extended

A-S8, 6.7L, 12cyl	14	12/19	\$5,850	2	P T Tax
-------------------	----	-------	---------	---	---------

Phantom

A-S8, 6.7L, 12cyl	14	12/19	\$5,850	2	P T Tax
-------------------	----	-------	---------	---	---------

Phantom Extended

A-S8, 6.7L, 12cyl	14	12/19	\$5,850	2	P T Tax
-------------------	----	-------	---------	---	---------

TESLA

Model S

A-1	124	132/116	\$600	10	EV
-----	-----	---------	-------	----	----

Model S Plaid

A-1	110	114/105	\$700	10	EV
-----	-----	---------	-------	----	----

Model S Plaid (21in wheels)

A-1	93	97/89	\$800	10	EV
-----	----	-------	-------	----	----

SMALL STATION WAGONS

ACURA

ADX AWD

AV-S7, 1.5L, 4cyl	27	25/30	\$3,050	5	P T SS
-------------------	----	-------	---------	---	--------

ADX FWD

AV-S7, 1.5L, 4cyl	28	26/31	\$2,900	5	P T SS
-------------------	----	-------	---------	---	--------

BUICK

Envista

A-6, 1.2L, 3cyl	30	28/32	\$2,250	6	T SS
-----------------	----	-------	---------	---	------

Envista (Flex Fuel)

A-6, 1.2L, 3cyl	30	28/32	\$2,250	6	Gas T SS
	22	20/24	\$1,800	6	E85

CADILLAC

CELESTIQ

A-1	81	84/77	\$950	10	EV
-----	----	-------	-------	----	----

CHEVROLET

Trax

A-6, 1.2L, 3cyl	29	28/31	\$2,350	6	T SS
-----------------	----	-------	---------	---	------

Trax (Flex Fuel)

A-6, 1.2L, 3cyl	30	28/32	\$2,250	6	Gas T SS
	22	21/24	\$1,800	6	E85

HONDA

HR-V AWD

AV, 2.0L, 4cyl	27	25/30	\$2,500	5	
----------------	----	-------	---------	---	--

HR-V FWD

AV, 2.0L, 4cyl	28	26/32	\$2,400	5	
----------------	----	-------	---------	---	--

Manufacturer Model Configuration (trans, eng size, cyl)	MPG		Annual Fuel Cost	GHG Rating	Notes
	Comb	City/Hwy			

MERCEDES-BENZ

AMG GLA35 4matic

AM-8, 2.0L, 4cyl	25	22/30	\$3,250	5	P R T MHEV SS
------------------	----	-------	---------	---	---------------

AMG GLC43 4matic

A-9, 2.0L, 4cyl	22	19/26	\$3,700	4	P R T MHEV SS
-----------------	----	-------	---------	---	---------------

AMG GLC43 4matic Coupe

A-9, 2.0L, 4cyl	22	19/25	\$3,700	4	P R T MHEV SS
-----------------	----	-------	---------	---	---------------

AMG GT 43 4matic Plus

A-9, 3.0L, 6cyl	21	19/24	\$3,900	4	P R MHEV SS
-----------------	----	-------	---------	---	-------------

AMG GT 53 4matic Plus

A-9, 3.0L, 6cyl	21	19/24	\$3,900	4	P R MHEV SS
-----------------	----	-------	---------	---	-------------

AMG GT 63 4matic Plus

A-9, 4.0L, 8cyl	17	15/21	\$4,800	3	P R T CD SS
-----------------	----	-------	---------	---	-------------

NISSAN

LEAF 75kWh (18 inch alloy Wheels)

A-1	114	122/105	\$700	10	EV
-----	-----	---------	-------	----	----

LEAF 75kWh (18 inch steel Wheels)

A-1	121	131/111	\$650	10	EV
-----	-----	---------	-------	----	----

LEAF 75kWh (19 inch Wheels)

A-1	103	110/96	\$750	10	EV
-----	-----	--------	-------	----	----

SUBARU

Impreza

AV-S8, 2.0L, 4cyl	29	27/33	\$2,350	6	SS
AV-S8, 2.5L, 4cyl	29	26/33	\$2,350	6	SS

TOYOTA

Crown Signia AWD

AV-S6, 2.5L, 4cyl	38	39/37	\$1,800	7	HEV SS
-------------------	----	-------	---------	---	--------

VOLVO

V60CC B5 AWD

A-S8, 2.0L, 4cyl	26	23/31	\$3,150	5	P R T MHEV SS
------------------	----	-------	---------	---	---------------

MIDSIZE STATION WAGONS

AUDI

A6 Allroad quattro

AM-S7, 3.0L, 6cyl	24	21/30	\$3,400	5	P T MHEV SS
-------------------	----	-------	---------	---	-------------

RS 6 Avant

A-S8, 4.0L, 8cyl	16	14/21	\$5,100	3	P T Tax CD MHEV SS
------------------	----	-------	---------	---	--------------------

BMW

M5 Touring

A-S8, 4.4L, 8cyl			See page 49.		P R T Tax PHEV SS
------------------	--	--	--------------	--	-------------------

HONDA

CR-V e-FCEV

A-1	NA	NA	NA	NA	SS
-----	----	----	----	----	----

Manufacturer Model Configuration (trans, eng size, cyl)	MPG		Annual Fuel Cost	GHG Rating	Notes
	Comb	City/Hwy			

CR-V FWD

AV, 1.5L, 4cyl	30	28/33	\$2,250	6	T SS
▶ AV, 2.0L, 4cyl	40	43/36	\$1,700	7	HEV SS

MERCEDES-BENZ

AMG E53 Hybrid 4matic Plus (station wagon)

A-9, 3.0L, 6cyl	See page 49.				PR T PHEV
-----------------	--------------	--	--	--	-----------

AMG EQE 4matic Plus (SUV)

A-1	74	76/72	\$1,000	10	EV SS
-----	----	-------	---------	----	-------

AMG GLB35 4matic

AM-8, 2.0L, 4cyl	23	21/27	\$3,550	5	PR T MHEV SS
------------------	----	-------	---------	---	--------------

E450 4matic All-Terrain (wagon)

A-9, 3.0L, 6cyl	25	22/31	\$3,250	5	PR T S MHEV SS
-----------------	----	-------	---------	---	----------------

EQE 320 4matic (SUV)

A-1	81	84/78	\$950	10	EV SS
-----	----	-------	-------	----	-------

EQE 320 Plus (SUV)

▶ A-1	93	98/87	\$800	10	EV SS
-------	-----------	--------------	--------------	-----------	-------

VOLVO

V90CC B6 AWD

A-S8, 2.0L, 4cyl	25	22/29	\$3,250	5	PR T S MHEV SS
------------------	----	-------	---------	---	----------------

SMALL PICKUP TRUCKS 2WD

FORD

Maverick FWD

A-8, 2.0L, 4cyl	26	23/32	\$2,600	5	T SS
-----------------	----	-------	---------	---	------

Maverick HEV FWD

▶ AV, 2.5L, 4cyl	38	42/35	\$1,800	7	HEV SS
------------------	-----------	--------------	----------------	----------	--------

TOYOTA

Tacoma 2WD

A-S8, 2.4L, 4cyl	23	20/26	\$2,950	5	T
------------------	----	-------	---------	---	---

Tacoma SR5/Sport/PreRunner 2WD

A-S8, 2.4L, 4cyl	23	21/26	\$2,950	5	T 2 mode SS
A-S8, 2.4L, 4cyl	22	20/24	\$3,050	4	T 3-Mode SS

SMALL PICKUP TRUCKS 4WD

FORD

Maverick AWD

A-8, 2.0L, 4cyl	25	22/30	\$2,700	5	T PT4 SS
-----------------	----	-------	---------	---	----------

Maverick HEV AWD

AV, 2.5L, 4cyl	37	40/34	\$1,800	7	PT4 HEV SS
----------------	----	-------	---------	---	------------

Maverick Lariat HEV AWD

AV, 2.5L, 4cyl	36	39/32	\$1,900	7	PT4 HEV SS
----------------	----	-------	---------	---	------------

Maverick Lobo AWD

A-S8, 2.0L, 4cyl	24	21/30	\$2,800	5	T SS
------------------	----	-------	---------	---	------

Maverick Tremor AWD

A-S8, 2.0L, 4cyl	23	21/27	\$2,950	5	T SS
------------------	----	-------	---------	---	------

TOYOTA

Tacoma 4WD

A-S8, 2.4L, 4cyl	21	19/24	\$3,200	4	T PT4
------------------	----	-------	---------	---	-------

Manufacturer Model Configuration (trans, eng size, cyl)	MPG		Annual Fuel Cost	GHG Rating	Notes
	Comb	City/Hwy			

Tacoma 4WD MT

M-6, 2.4L, 4cyl	20	18/23	\$3,400	4	T PT4
-----------------	----	-------	---------	---	-------

Tacoma SR5/Sport/Off-Road/Limited 4WD

A-S8, 2.4L, 4cyl	21	19/24	\$3,200	4	T PT4 2 mode
A-S8, 2.4L, 4cyl	21	20/23	\$3,200	4	T PT4 3-Mode SS
A-S8, 2.4L, 4cyl	21	19/23	\$3,200	4	T PT4 3-Mode

STANDARD PICKUP TRUCKS 2WD

CHEVROLET

Colorado 2WD

A-8, 2.7L, 4cyl	21	19/24	\$3,200	4	T CD SS
-----------------	----	-------	---------	---	---------

Silverado (with Sport Mode) 2WD

A-8, 2.7L, 4cyl	19	17/21	\$3,550	4	T CD SS
A-10, 5.3L, 8cyl	18	16/21	\$3,750	3	CD SS

Silverado 2WD

A-8, 2.7L, 4cyl	20	18/21	\$3,400	4	T CD SS
▶ A-10, 3.0L, 6cyl	25	23/28	\$3,400	4	D T SS
A-10, 5.3L, 8cyl	17	16/20	\$3,950	3	CD SS

FORD

F150 Pickup 2WD

A-S10, 2.7L, 6cyl	21	19/25	\$3,200	4	T SS
A-S10, 3.5L, 6cyl	20	17/25	\$3,400	4	T SS
A-S10, 5.0L, 8cyl	19	16/24	\$3,550	4	CD SS

Ranger 2WD

A-S10, 2.3L, 4cyl	23	21/25	\$2,950	5	T SS
-------------------	----	-------	---------	---	------

GMC

Canyon 2WD

A-8, 2.7L, 4cyl	20	19/23	\$3,400	4	T CD SS
-----------------	----	-------	---------	---	---------

Sierra 2WD

A-8, 2.7L, 4cyl	20	18/21	\$3,400	4	T CD SS
▶ A-10, 3.0L, 6cyl	25	23/28	\$3,400	4	D T SS
A-10, 5.3L, 8cyl	17	16/20	\$3,950	3	CD SS

Sierra 2WD with Sport Mode

A-8, 2.7L, 4cyl	19	17/21	\$3,550	4	T CD SS
A-10, 5.3L, 8cyl	18	16/21	\$3,750	3	CD SS

NISSAN

Frontier 2WD

A-S9, 3.8L, 6cyl	21	19/24	\$3,200	4	SS
------------------	----	-------	---------	---	----

RAM

1500 2WD

A-8, 3.0L, 6cyl	21	18/25	\$3,200	4	T
A-8, 3.6L, 6cyl	22	20/25	\$3,050	4	MHEV SS
A-8, 5.7L, 8cyl	19	17/22	\$4,000	4	Mid CD MHEV SS

TESLA

Cybertruck Long Range (20in Cyber wheels)

A-1	78	89/67	\$1,000	10	EV
-----	----	-------	---------	----	----

Manufacturer Model Configuration (trans, eng size, cyl)	MPG		Annual Fuel Cost	GHG Rating	Notes
	Comb	City/Hwy			

TOYOTA

Tundra 2WD

A-S10, 3.4L, 6cyl	20	18/23	\$3,400	4	T SS
A-S10, 3.4L, 6cyl	20	18/23	\$3,400	4	T 3-Mode SS

Tundra 2WD TRD Perf

A-S10, 3.4L, 6cyl	20	18/23	\$4,100	4	PRT SS
-------------------	----	-------	---------	---	--------

Tundra Hybrid 2WD

A-S10, 3.4L, 6cyl	22	20/24	\$3,050	4	THEV SS
-------------------	----	-------	---------	---	---------

Tundra Hybrid 2WD TRD Perf

A-S10, 3.4L, 6cyl	22	20/24	\$3,700	4	PRT HEV SS
-------------------	----	-------	---------	---	------------

STANDARD PICKUP TRUCKS 4WD

CHEVROLET

Colorado 4WD

A-8, 2.7L, 4cyl	19	17/22	\$3,550	4	T CD SS
-----------------	----	-------	---------	---	---------

Colorado Mud Terrain Tires 4WD

A-8, 2.7L, 4cyl	18	17/20	\$3,750	3	T CD SS
-----------------	----	-------	---------	---	---------

Colorado ZR2 4WD

A-8, 2.7L, 4cyl	17	17/17	\$3,950	3	T CD SS
-----------------	----	-------	---------	---	---------

Colorado ZR2 Bison 4WD

A-8, 2.7L, 4cyl	16	16/16	\$4,200	3	T CD SS
-----------------	----	-------	---------	---	---------

Silverado (with Sport Mode) 4WD

A-10, 3.0L, 6cyl	24	22/26	\$3,500	4	DT SS
A-10, 5.3L, 8cyl	17	16/20	\$3,950	3	CD SS

Silverado (with Sport Mode) 4WD M6

A-8, 2.7L, 4cyl	18	17/20	\$3,750	3	T CD SS
-----------------	----	-------	---------	---	---------

Silverado 4WD

A-10, 3.0L, 6cyl	23	22/25	\$3,700	4	DT SS
A-10, 5.3L, 8cyl	17	15/19	\$3,950	3	CD SS
A-10, 6.2L, 8cyl	17	15/20	\$4,800	3	P CD SS

Silverado 4WD (Flex Fuel)

A-10, 5.3L, 8cyl	17	15/19	\$3,950	3	Gas CD
	12	11/14	\$3,300	3	E85

Silverado 4WD 4M

A-8, 2.7L, 4cyl	19	17/21	\$3,550	4	T CD SS
-----------------	----	-------	---------	---	---------

Silverado 4WD ZR2

A-10, 6.2L, 8cyl	15	14/17	\$5,450	2	P CD SS
------------------	----	-------	---------	---	---------

Silverado 4WD ZR2 (Sport/Off Road)

A-10, 3.0L, 6cyl	21	20/23	\$4,050	4	DT SS
------------------	----	-------	---------	---	-------

Silverado EV 14-mod battery, 11kW 15-mode charger

A-1	67	74/60	\$1,150	10	EV
-----	----	-------	---------	----	----

Silverado EV 14-mod battery, 11kW 6-mode charger

A-1	68	75/61	\$1,100	10	EV
-----	----	-------	---------	----	----

Silverado EV 20-mod battery, 11kW 15-mode charger

A-1	68	75/61	\$1,100	10	EV
-----	----	-------	---------	----	----

Silverado EV 20-mod battery, 19kW 15-mode charger

A-1	64	69/59	\$1,200	10	EV
-----	----	-------	---------	----	----

Silverado EV 20-mod battery, 19kW 6-mode charger

A-1	70	78/63	\$1,100	10	EV
-----	----	-------	---------	----	----

Silverado EV 24-mod battery, 19kW 6-mode charger

A-1	68	75/61	\$1,100	10	EV
-----	----	-------	---------	----	----

Silverado Mud Terrain Tires (Sport Mode) 4WD

A-10, 5.3L, 8cyl	16	15/18	\$4,200	3	CD SS
------------------	----	-------	---------	---	-------

Manufacturer Model Configuration (trans, eng size, cyl)	MPG		Annual Fuel Cost	GHG Rating	Notes
	Comb	City/Hwy			

Silverado Mud Terrain Tires (with Sport Mode) 4WD

A-8, 2.7L, 4cyl	17	16/17	\$3,950	3	T CD SS
-----------------	----	-------	---------	---	---------

Silverado Mud Terrain Tires 4WD

A-10, 3.0L, 6cyl	23	21/24	\$3,700	4	DT SS
A-10, 5.3L, 8cyl	16	15/18	\$4,200	3	CD SS
A-10, 6.2L, 8cyl	15	14/17	\$5,450	2	P CD SS

Silverado Mud Terrain Tires 4WD (Flex Fuel)

A-10, 5.3L, 8cyl	17	15/19	\$3,950	3	Gas CD
	12	11/14	\$3,300	3	E85

Silverado Mud Terrain Tires 4WD (Sport/off road)

A-10, 3.0L, 6cyl	23	21/24	\$3,700	4	DT SS
------------------	----	-------	---------	---	-------

Silverado Mud Terrain Tires 4WD 4M

A-8, 2.7L, 4cyl	17	16/17	\$3,950	3	T CD SS
-----------------	----	-------	---------	---	---------

FORD

F150 Pickup 4WD

A-S10, 2.7L, 6cyl	20	18/23	\$3,400	4	T PT4 SS
A-S10, 3.5L, 6cyl	19	17/23	\$3,550	4	T PT4 SS
A-S10, 5.0L, 8cyl	19	16/24	\$3,550	4	PT4 CD SS

F150 Pickup 4WD HEV

A-S10, 3.5L, 6cyl	23	22/24	\$2,950	5	T PT4 HEV SS
-------------------	----	-------	---------	---	--------------

F150 Pickup Tremor 4WD

A-S10, 3.5L, 6cyl	18	16/21	\$3,750	3	T PT4 SS
A-S10, 5.0L, 8cyl	17	15/20	\$3,950	3	PT4 CD SS

F150 RAPTOR 4WD

A-S10, 3.5L, 6cyl	16	14/18	\$4,200	3	T PT4 SS
-------------------	----	-------	---------	---	----------

F150 RAPTOR R 4WD

A-S10, 5.2L, 8cyl	12	10/15	\$6,800	1	PR S PT4
-------------------	----	-------	---------	---	----------

Ranger 4WD

A-S10, 2.3L, 4cyl	21	19/24	\$3,200	4	T PT4 SS
A-S10, 2.7L, 6cyl	20	18/23	\$3,400	4	T PT4 SS

Ranger RAPTOR 4WD

A-S10, 3.0L, 6cyl	17	16/18	\$3,950	3	T PT4 SS
-------------------	----	-------	---------	---	----------

GMC

Canyon 4WD

A-8, 2.7L, 4cyl	19	17/22	\$3,550	4	T CD SS
-----------------	----	-------	---------	---	---------

Canyon AT4X 4WD

A-8, 2.7L, 4cyl	17	17/17	\$3,950	3	T CD SS
-----------------	----	-------	---------	---	---------

Canyon AT4X AEV 4WD

A-8, 2.7L, 4cyl	16	16/16	\$4,200	3	T CD SS
-----------------	----	-------	---------	---	---------

Canyon Mud Terrain Tires 4WD

A-8, 2.7L, 4cyl	18	17/20	\$3,750	3	T CD SS
-----------------	----	-------	---------	---	---------

Sierra 4WD

A-8, 2.7L, 4cyl	18	17/20	\$3,750	3	T CD SS
A-10, 3.0L, 6cyl	24	22/26	\$3,500	4	DT SS
A-10, 5.3L, 8cyl	16	15/18	\$4,200	3	CD SS
A-10, 6.2L, 8cyl	16	15/19	\$5,100	3	P CD SS

Sierra 4WD (Flex Fuel)

A-10, 5.3L, 8cyl	17	15/19	\$3,950	3	Gas CD
	12	11/14	\$3,300	3	E85

Sierra 4WD AT4X

A-10, 3.0L, 6cyl	19	19/20	\$4,450	3	DT SS
A-10, 6.2L, 8cyl	15	14/16	\$5,450	2	P CD SS

Manufacturer Model Configuration (trans, eng size, cyl)	MPG		Annual Fuel Cost	GHG Rating	Notes
	Comb	City/Hwy			

Sierra 4WD with Sport Mode

A-8, 2.7L, 4cyl	17	17/18	\$3,950	3	T CD SS
A-10, 5.3L, 8cyl	17	15/19	\$3,950	3	CD SS

Sierra EV 14-mod battery, 11kW 15-mode charger

A-1	67	74/60	\$1,150	10	EV
-----	----	-------	---------	----	----

Sierra EV 20-mod battery, 11kW 15-mode charger

A-1	68	75/61	\$1,100	10	EV
-----	----	-------	---------	----	----

Sierra EV 20-mod battery, 19kW 15-mode charger

A-1	64	69/59	\$1,200	10	EV
-----	----	-------	---------	----	----

Sierra Mud Terrain Tires 4WD

A-8, 2.7L, 4cyl	17	16/17	\$3,950	3	T CD SS
A-10, 3.0L, 6cyl	23	21/24	\$3,700	4	D T SS
A-10, 5.3L, 8cyl	16	14/17	\$4,200	3	CD SS
A-10, 6.2L, 8cyl	15	14/17	\$5,450	2	P CD SS

Sierra Mud Terrain Tires 4WD (Flex Fuel)

A-10, 5.3L, 8cyl	17	15/19	\$3,950	3	Gas CD
	12	11/14	\$3,300	3	E85

Sierra Mud Terrain Tires 4WD (Sport Mode)

A-10, 5.3L, 8cyl	16	15/18	\$4,200	3	CD SS
------------------	----	-------	---------	---	-------

HONDA

Ridgeline AWD

A-S9, 3.5L, 6cyl	21	18/24	\$3,200	4	CD SS
------------------	----	-------	---------	---	-------

Ridgeline AWD TrailSport

A-S9, 3.5L, 6cyl	20	18/23	\$3,400	4	CD SS
------------------	----	-------	---------	---	-------

JEEP

Gladiator 4WD

A-8, 3.6L, 6cyl	19	17/22	\$3,550	4	SS
-----------------	----	-------	---------	---	----

NISSAN

Frontier 4WD

A-S9, 3.8L, 6cyl	19	17/21	\$3,550	4	PT4 SS
------------------	----	-------	---------	---	--------

Frontier 4WD PRO4X

A-S9, 3.8L, 6cyl	18	16/20	\$3,750	3	PT4 SS
------------------	----	-------	---------	---	--------

RAM

1500 4WD

A-8, 3.0L, 6cyl	20	18/24	\$3,400	4	T
A-8, 3.6L, 6cyl	21	19/24	\$3,200	4	MHEV SS
A-8, 5.7L, 8cyl	18	16/20	\$4,200	3	Mid CD MHEV SS
A-8, 6.2L, 8cyl	12	10/14	\$6,800	1	PR S SS

1500 HO 4WD

A-8, 3.0L, 6cyl	17	15/21	\$4,800	3	PRT SS
-----------------	----	-------	---------	---	--------

1500 RHO 4WD

A-8, 3.0L, 6cyl	15	14/16	\$5,450	2	PRT SS
-----------------	----	-------	---------	---	--------

RIVIAN

R1T All-Terrain Dual Large (20in)

A-1	76	82/70	\$1,000	10	EV
-----	----	-------	---------	----	----

R1T All-Terrain Dual Large Plus (20in)

A-1	72	76/67	\$1,050	10	EV
-----	----	-------	---------	----	----

R1T All-Terrain Dual Max (20in)

A-1	78	82/73	\$950	10	PT4 EV
-----	----	-------	-------	----	--------

Manufacturer Model Configuration (trans, eng size, cyl)	MPG		Annual Fuel Cost	GHG Rating	Notes
	Comb	City/Hwy			

R1T All-Terrain Performance Dual Large (20in)

A-1	76	82/70	\$1,000	10	EV
-----	----	-------	---------	----	----

R1T All-Terrain Performance Dual Large Plus (20in)

A-1	72	76/67	\$1,050	10	EV
-----	----	-------	---------	----	----

R1T All-Terrain Performance Dual Max (20in)

A-1	78	82/73	\$950	10	PT4 EV
-----	----	-------	-------	----	--------

R1T All-Terrain Tri Max (20in)

A-1	68	72/63	\$1,100	10	EV
-----	----	-------	---------	----	----

R1T Dual Large (20in)

A-1	79	85/72	\$950	10	EV
-----	----	-------	-------	----	----

R1T Dual Large (22in)

A-1	85	94/77	\$900	10	EV
-----	----	-------	-------	----	----

R1T Dual Large Plus (20in)

A-1	78	85/72	\$950	10	EV
-----	----	-------	-------	----	----

R1T Dual Large Plus (22in)

A-1	82	89/75	\$900	10	EV
-----	----	-------	-------	----	----

R1T Dual Max (20in)

A-1	80	86/74	\$950	10	PT4 EV
-----	----	-------	-------	----	--------

R1T Dual Max (22in)

A-1	87	93/80	\$850	10	PT4 EV
-----	----	-------	-------	----	--------

R1T Dual Standard (20in)

A-1	79	85/72	\$950	10	PT4 EV
-----	----	-------	-------	----	--------

R1T Dual Standard (22in)

A-1	85	92/77	\$900	10	PT4 EV
-----	----	-------	-------	----	--------

R1T Performance Dual Large (20in)

A-1	79	85/72	\$950	10	EV
-----	----	-------	-------	----	----

R1T Performance Dual Large (22in)

A-1	85	94/77	\$900	10	EV
-----	----	-------	-------	----	----

R1T Performance Dual Large Plus (20in)

A-1	78	85/72	\$950	10	EV
-----	----	-------	-------	----	----

R1T Performance Dual Large Plus (22in)

A-1	82	89/75	\$900	10	EV
-----	----	-------	-------	----	----

R1T Performance Dual Max (20in)

A-1	80	86/74	\$950	10	PT4 EV
-----	----	-------	-------	----	--------

R1T Performance Dual Max (22in)

A-1	87	93/80	\$850	10	PT4 EV
-----	----	-------	-------	----	--------

R1T Quad Max (20in AT)

A-1	67	71/63	\$1,150	10	EV
-----	----	-------	---------	----	----

R1T Quad Max (22in UHP)

A-1	71	75/67	\$1,050	10	EV
-----	----	-------	---------	----	----

R1T Quad Max (22in)

A-1	76	80/71	\$1,000	10	EV
-----	----	-------	---------	----	----

R1T Tri Max (22in)

A-1	76	81/70	\$1,000	10	EV
-----	----	-------	---------	----	----

TESLA

Cybertruck AWD

A-1	79	85/72	\$950	10	EV
-----	----	-------	-------	----	----

TOYOTA

Tacoma Hybrid 4WD

A-S8, 2.4L, 4cyl	23	22/24	\$2,950	5	T PT4 HEV SS
A-S8, 2.4L, 4cyl	23	22/24	\$2,950	5	T HEV SS

Manufacturer Model Configuration (trans, eng size, cyl)	MPG		Annual Fuel Cost	GHG Rating	Notes
	Comb	City/Hwy			
Tundra 4WD					
A-S10, 3.4L, 6cyl	19	17/22	\$3,550	4	T PT4 SS
A-S10, 3.4L, 6cyl	19	17/22	\$3,550	4	T PT4 3-Mode SS
Tundra 4WD TRD Perf					
A-S10, 3.4L, 6cyl	19	17/22	\$4,300	4	PR T PT4 SS
Tundra Hybrid 4WD					
A-S10, 3.4L, 6cyl	20	19/22	\$3,400	4	T PT4 HEV SS
Tundra Hybrid 4WD PRO					
A-S10, 3.4L, 6cyl	19	18/20	\$3,550	4	T PT4 HEV SS
Tundra Hybrid 4WD PRO TRD Perf					
A-S10, 3.4L, 6cyl	19	18/20	\$4,300	4	PR T PT4 HEV SS
Tundra Hybrid 4WD TRD Per					
A-S10, 3.4L, 6cyl	20	19/22	\$4,100	4	PR T PT4 HEV SS
SPECIAL PURPOSE VEHICLES 2WD					

CHEVROLET

Silverado Cab Chassis 2WD

A-10, 5.3L, 8cyl	16	15/18	\$4,200	3	CD SS
------------------	----	-------	---------	---	-------

GMC

Sierra Cab Chassis 2WD

A-10, 5.3L, 8cyl	16	15/18	\$4,200	3	CD SS
------------------	----	-------	---------	---	-------

MERCEDES-BENZ

GLA250

AM-8, 2.0L, 4cyl	29	26/34	\$2,800	6	PR T MHEV SS
------------------	----	-------	---------	---	--------------

GLB250

AM-8, 2.0L, 4cyl	28	25/33	\$2,900	5	PR T MHEV SS
------------------	----	-------	---------	---	--------------

SPECIAL PURPOSE VEHICLES 4WD

CHEVROLET

Silverado Cab Chassis 4WD

A-10, 5.3L, 8cyl	15	14/16	\$4,500	2	CD SS
------------------	----	-------	---------	---	-------

GMC

Sierra Cab Chassis 4WD

A-10, 5.3L, 8cyl	15	14/16	\$4,500	2	CD SS
------------------	----	-------	---------	---	-------

MINIVANS 2WD

CHRYSLER

Pacifica

A-9, 3.6L, 6cyl	22	19/28	\$3,050	4	SS
-----------------	----	-------	---------	---	----

Pacifica Hybrid

▶ AV, 3.6L, 6cyl	See page 49.				PHEV
------------------	--------------	--	--	--	------

Voyager

A-9, 3.6L, 6cyl	22	19/28	\$3,050	4	SS
-----------------	----	-------	---------	---	----

HONDA

Odyssey

A-S10, 3.5L, 6cyl	22	19/28	\$3,050	4	CD SS
-------------------	----	-------	---------	---	-------

Manufacturer Model Configuration (trans, eng size, cyl)	MPG		Annual Fuel Cost	GHG Rating	Notes
	Comb	City/Hwy			

KIA

Carnival

A-S8, 3.5L, 6cyl	21	18/25	\$3,200	4	
------------------	----	-------	---------	---	--

Carnival Hybrid

AM-S6, 1.6L, 4cyl	32	34/31	\$2,100	6	T HEV SS
-------------------	----	-------	---------	---	----------

TOYOTA

Sienna 2WD

▶ AV-S6, 2.5L, 4cyl	36	36/36	\$1,900	7	HEV SS
---------------------	-----------	--------------	----------------	----------	--------

MINIVANS 4WD

TOYOTA

Sienna AWD

AV-S6, 2.5L, 4cyl	35	35/36	\$1,950	6	HEV SS
-------------------	----	-------	---------	---	--------

SMALL SPORT UTILITY VEHICLES 2WD

ACURA

MDX FWD

A-S10, 3.5L, 6cyl	22	19/26	\$3,700	4	P CD SS
-------------------	----	-------	---------	---	---------

BUICK

Encore GX FWD

AV, 1.3L, 3cyl	30	29/31	\$2,250	6	T SS
----------------	----	-------	---------	---	------

Encore GX FWD (Flex Fuel)

AV, 1.2L, 3cyl	30	30/31	\$2,250	6	Gas T SS
	22	21/23	\$1,800	6	E85

CADILLAC

LYRIQ (11 kW Charger)

A-1	92	100/83	\$850	10	EV
-----	----	--------	-------	----	----

LYRIQ (19 kW Charger)

A-1	91	100/83	\$850	10	EV
-----	----	--------	-------	----	----

XT5 FWD

A-S9, 2.0L, 4cyl	24	22/29	\$3,400	5	PR T CD SS
A-S9, 3.6L, 6cyl	21	19/26	\$3,200	4	CD SS

CHEVROLET

Blazer EV FWD

A-1	104	114/95	\$750	10	EV
-----	-----	--------	-------	----	----

Blazer EV FWD 22 inch tire

A-1	95	103/86	\$800	10	EV
-----	----	--------	-------	----	----

Blazer FWD

A-9, 2.0L, 4cyl	25	22/29	\$2,700	5	T CD SS
A-9, 3.6L, 6cyl	22	19/26	\$3,050	4	CD SS

Equinox EV FWD

A-1	108	117/100	\$700	10	EV
-----	-----	---------	-------	----	----

Equinox FWD

AV, 1.5L, 4cyl	27	26/29	\$2,500	5	T SS
----------------	----	-------	---------	---	------

Trailblazer FWD

AV, 1.3L, 3cyl	31	29/33	\$2,200	6	T SS
----------------	----	-------	---------	---	------

Trailblazer FWD (Flex Fuel)

AV, 1.2L, 3cyl	30	30/31	\$2,250	6	Gas T SS
	22	21/23	\$1,800	6	E85

Manufacturer Model Configuration (trans, eng size, cyl)	MPG		Annual Fuel Cost	GHG Rating	Notes
	Comb	City/Hwy			

FORD

Escape FWD

A-8, 1.5L, 3cyl	30	27/34	\$2,250	6	T SS
-----------------	----	-------	---------	---	------

Escape FWD PHEV

AV, 2.5L, 4cyl	See page 49.				PHEV SS
----------------	--------------	--	--	--	---------

Mustang Mach-E RWD

A-1	107	111/103	\$700	10	EV
-----	-----	---------	-------	----	----

Mustang Mach-E RWD Extended

A-1	110	115/104	\$700	10	EV
-----	-----	---------	-------	----	----

GENESIS

GV60 RWD

A-1	110	119/101	\$700	10	EV
-----	-----	---------	-------	----	----

GV80 RWD

A-S8, 2.5L, 4cyl	22	20/26	\$3,700	4	P T SS
------------------	----	-------	---------	---	--------

GMC

Terrain FWD

AV, 1.5L, 4cyl	27	26/28	\$2,500	5	T SS
----------------	----	-------	---------	---	------

HONDA

Pilot FWD

A-S10, 3.5L, 6cyl	22	19/27	\$3,050	4	CD SS
-------------------	----	-------	---------	---	-------

HYUNDAI

Ioniq 5 Robo taxi

A-1	71	73/69	\$1,050	10	EV
-----	----	-------	---------	----	----

Ioniq 5 RWD

A-1	114	129/100	\$700	10	EV
-----	-----	---------	-------	----	----

Ioniq 5 Standard range

A-1	115	131/100	\$650	10	EV
-----	-----	---------	-------	----	----

Kona FWD

AV-S1, 2.0L, 4cyl	31	28/35	\$2,200	6	
-------------------	----	-------	---------	---	--

Kona FWD SX2 1.6T 8AT FWD

A-S8, 1.6L, 4cyl	28	26/31	\$2,400	5	T
------------------	----	-------	---------	---	---

Kona FWD w/Stop-Start

AV-S1, 2.0L, 4cyl	31	29/34	\$2,200	6	SS
-------------------	----	-------	---------	---	----

Nexo

A-1	60	63/58	NA	10	H FCV
-----	----	-------	----	----	-------

Nexo Blue

A-1	68	71/64	NA	10	H FCV
-----	----	-------	----	----	-------

Santa Cruz FWD

A-S8, 2.5L, 4cyl	25	22/30	\$2,700	5	
------------------	----	-------	---------	---	--

Santa Fe FWD

A-S8, 2.5L, 4cyl	24	20/29	\$2,800	5	T SS
------------------	----	-------	---------	---	------

Santa Fe Hybrid FWD

AM-S6, 1.6L, 4cyl	36	37/36	\$1,900	7	T HEV SS
-------------------	----	-------	---------	---	----------

Tucson FWD

A-S8, 2.5L, 4cyl	28	25/33	\$2,400	5	SS
------------------	----	-------	---------	---	----

Venue

AV-S1, 1.6L, 4cyl	31	29/33	\$2,200	6	
-------------------	----	-------	---------	---	--

Manufacturer Model Configuration (trans, eng size, cyl)	MPG		Annual Fuel Cost	GHG Rating	Notes
	Comb	City/Hwy			

KIA

EV6 Long Range RWD

A-1	114	128/101	\$650	10	EV
-----	-----	---------	-------	----	----

EV6 Standard Range RWD

A-1	115	128/103	\$650	10	EV
-----	-----	---------	-------	----	----

Niro

AM-S6, 1.6L, 4cyl	49	53/45	\$1,400	8	HEV SS
-------------------	----	-------	---------	---	--------

Niro Electric

A-1	113	126/101	\$700	10	EV
-----	-----	---------	-------	----	----

Niro FE

▶AM-S6, 1.6L, 4cyl	53	53/54	\$1,250	8	HEV SS
--------------------	----	-------	---------	---	--------

Niro Plug-in Hybrid

AM-S6, 1.6L, 4cyl	See page 49.				PHEV SS
-------------------	--------------	--	--	--	---------

Sorento FWD

A-S8, 2.5L, 4cyl	26	23/31	\$2,600	5	SS
------------------	----	-------	---------	---	----

AM-S8, 2.5L, 4cyl	23	20/29	\$2,950	5	T SS
-------------------	----	-------	---------	---	------

Sorento Hybrid FWD

AM-S6, 1.6L, 4cyl	37	37/36	\$1,800	7	T HEV SS
-------------------	----	-------	---------	---	----------

Sportage FWD

A-S8, 2.5L, 4cyl	28	25/33	\$2,400	5	SS
------------------	----	-------	---------	---	----

Sportage Hybrid FWD

AM-S6, 1.6L, 4cyl	42	41/44	\$1,600	7	T HEV SS
-------------------	----	-------	---------	---	----------

LEXUS

NX 350h

AV-S6, 2.5L, 4cyl	40	42/38	\$2,050	7	P HEV SS
-------------------	----	-------	---------	---	----------

RX 350

A-S8, 2.4L, 4cyl	25	22/29	\$3,250	5	P R T SS
------------------	----	-------	---------	---	----------

RZ 350e FWD (18 inch wheels)

A-1	126	136/115	\$600	10	EV
-----	-----	---------	-------	----	----

RZ 350e FWD (20 inch wheels)

A-1	120	129/110	\$650	10	EV
-----	-----	---------	-------	----	----

LINCOLN

Corsair FWD

A-S8, 2.0L, 4cyl	25	22/30	\$2,700	5	T SS
------------------	----	-------	---------	---	------

MERCEDES-BENZ

GLC300

A-9, 2.0L, 4cyl	27	24/32	\$3,050	5	P R T MHEV SS
-----------------	----	-------	---------	---	---------------

MITSUBISHI

Outlander 2WD

AV-S8, 1.5L, 4cyl	28	26/31	\$2,400	5	T MHEV SS
-------------------	----	-------	---------	---	-----------

NISSAN

ARIYA FWD 63kWh

A-1	101	109/94	\$750	10	EV
-----	-----	--------	-------	----	----

ARIYA FWD 87kWh

A-1	98	105/91	\$750	10	EV
-----	----	--------	-------	----	----

Kicks

AV, 2.0L, 4cyl	31	28/35	\$2,200	6	SS
----------------	----	-------	---------	---	----

Manufacturer Model Configuration (trans, eng size, cyl)	MPG		Annual Fuel Cost	GHG Rating	Notes
	Comb	City/Hwy			

Rogue FWD

AV-S8, 1.5L, 3cyl	32	29/36	\$2,100	6	T SS
-------------------	----	-------	---------	---	------

PORSCHE

Macan Electric

A-1	97	106/89	\$800	10	EV
-----	----	--------	-------	----	----

SUBARU

Uncharted

A-1	129	140/118	\$600	10	EV
-----	-----	---------	-------	----	----

TESLA

Model Y Long Range RWD

A-1	134	144/123	\$550	10	EV
-----	-----	---------	-------	----	----

Model Y Standard RWD (18in Wheels)

A-1	138	148/129	\$550	10	EV
-----	-----	---------	-------	----	----

Model Y Standard RWD (19in Wheels)

A-1	131	142/120	\$600	10	EV
-----	-----	---------	-------	----	----

TOYOTA

bZ (energy capacity 191 Ah)

A-1	131	143/119	\$550	10	EV
-----	-----	---------	-------	----	----

bZ (energy capacity 200 Ah)

A-1	130	144/117	\$600	10	EV
-----	-----	---------	-------	----	----

bZ LIMITED (energy capacity 191 Ah)

A-1	125	138/113	\$600	10	EV
-----	-----	---------	-------	----	----

bZ LIMITED (energy capacity 200 Ah)

A-1	123	134/111	\$600	10	EV
-----	-----	---------	-------	----	----

Corolla Cross

AV-S10, 2.0L, 4cyl	32	31/33	\$2,100	6	SS
--------------------	----	-------	---------	---	----

RAV4

AV-S6, 2.5L, 4cyl	43	47/40	\$1,550	7	HEV SS
-------------------	----	-------	---------	---	--------

VOLKSWAGEN

Atlas

A-S8, 2.0L, 4cyl	23	20/27	\$2,950	5	T SS
------------------	----	-------	---------	---	------

Atlas Cross Sport

A-S8, 2.0L, 4cyl	23	20/27	\$2,950	5	T SS
------------------	----	-------	---------	---	------

ID.4

A-1	113	122/104	\$650	10	EV
-----	-----	---------	-------	----	----

Taos

A-S8, 1.5L, 4cyl	31	28/36	\$2,200	6	T SS
------------------	----	-------	---------	---	------

Tiguan

A-S8, 2.0L, 4cyl	28	25/32	\$2,400	5	T SS
------------------	----	-------	---------	---	------

Tiguan S

A-S8, 2.0L, 4cyl	29	26/34	\$2,350	6	T SS
------------------	----	-------	---------	---	------

VOLVO

EC40

A-1	106	118/95	\$700	10	EV
-----	-----	--------	-------	----	----

EX30 Single motor extended range

A-1	116	127/104	\$650	10	EV
-----	-----	---------	-------	----	----

EX40

A-1	106	118/94	\$700	10	EV
-----	-----	--------	-------	----	----

Manufacturer Model Configuration (trans, eng size, cyl)	MPG		Annual Fuel Cost	GHG Rating	Notes
	Comb	City/Hwy			

XC40 B4

A-S8, 2.0L, 4cyl	27	25/32	\$3,050	5	PRT MHEV SS
------------------	----	-------	---------	---	-------------

SMALL SPORT UTILITY VEHICLES 4WD

ACURA

MDX AWD

A-S10, 3.5L, 6cyl	21	19/25	\$3,900	4	P CD SS
-------------------	----	-------	---------	---	---------

RDX AWD

A-S10, 2.0L, 4cyl	23	21/27	\$3,550	5	PT SS
-------------------	----	-------	---------	---	-------

RDX AWD A-SPEC

A-S10, 2.0L, 4cyl	23	21/26	\$3,550	5	PT SS
-------------------	----	-------	---------	---	-------

ALFA ROMEO

Stelvio AWD

A-8, 2.0L, 4cyl	24	22/28	\$3,400	5	PRT SS
-----------------	----	-------	---------	---	--------

Tonale AWD

A-9, 2.0L, 4cyl	24	21/29	\$2,800	5	T SS
-----------------	----	-------	---------	---	------

AUDI

Q3

AM-S7, 2.0L, 4cyl	25	22/29	\$2,700	5	T SS
-------------------	----	-------	---------	---	------

Q5 Sportback TFSI quattro

AM-S7, 2.0L, 4cyl	24	21/29	\$3,400	5	PT SS
-------------------	----	-------	---------	---	-------

Q5 TFSI quattro

AM-S7, 2.0L, 4cyl	24	21/29	\$3,400	5	PT SS
-------------------	----	-------	---------	---	-------

SQ5

AM-S7, 3.0L, 6cyl	23	21/28	\$3,550	5	PT SS
-------------------	----	-------	---------	---	-------

SQ5 Sportback

AM-S7, 3.0L, 6cyl	23	21/28	\$3,550	5	PT SS
-------------------	----	-------	---------	---	-------

BMW

X1 M35i

AM-S7, 2.0L, 4cyl	27	24/32	\$3,050	5	PT SS
-------------------	----	-------	---------	---	-------

X1 xDrive28i

AM-S7, 2.0L, 4cyl	28	25/34	\$2,900	5	PT SS
-------------------	----	-------	---------	---	-------

X2 M35i

AM-S7, 2.0L, 4cyl	26	23/31	\$3,150	5	PT SS
-------------------	----	-------	---------	---	-------

X2 xDrive28i

AM-S7, 2.0L, 4cyl	28	24/34	\$2,900	5	PT SS
-------------------	----	-------	---------	---	-------

X3 M50

A-S8, 3.0L, 6cyl	27	25/30	\$3,050	5	PT MHEV SS
------------------	----	-------	---------	---	------------

X3 xDrive30

A-S8, 2.0L, 4cyl	29	27/33	\$2,800	6	PT MHEV SS
------------------	----	-------	---------	---	------------

BUICK

Encore GX AWD

A-9, 1.3L, 3cyl	27	26/28	\$2,500	5	T SS
-----------------	----	-------	---------	---	------

Envision AWD

A-S9, 2.0L, 4cyl	25	22/28	\$2,700	5	T CD SS
------------------	----	-------	---------	---	---------

CADILLAC

LYRIQ AWD

A-1	85	93/77	\$900	10	EV
-----	----	-------	-------	----	----

Manufacturer Model Configuration (trans, eng size, cyl)	MPG		Annual Fuel Cost	GHG Rating	Notes
	Comb	City/Hwy			

LYRIQ PAWD

A-1	89	98/80	\$850	10	EV
-----	----	-------	-------	----	----

LYRIQ PAWD V SERIES (11 kW Charger)

A-1	80	87/72	\$950	10	EV
-----	----	-------	-------	----	----

LYRIQ PAWD V SERIES (19 kW Charger)

A-1	80	87/72	\$950	10	EV
-----	----	-------	-------	----	----

XT5 AWD

A-S9, 2.0L, 4cyl	23	21/27	\$3,550	5	PRT CD SS
A-S9, 3.6L, 6cyl	21	18/26	\$3,200	4	CD SS

CHEVROLET

Blazer AWD

A-9, 2.0L, 4cyl	24	22/27	\$2,800	5	T CD SS
A-9, 3.6L, 6cyl	21	18/25	\$3,200	4	CD SS

Blazer EV AWD

A-1	94	102/86	\$800	10	EV
-----	----	--------	-------	----	----

Blazer EV AWD SS

A-1	85	92/77	\$900	10	EV
-----	----	-------	-------	----	----

Equinox AWD

A-8, 1.5L, 4cyl	26	25/29	\$2,600	5	T SS
-----------------	----	-------	---------	---	------

Equinox EV AWD (11 kW Charger)

A-1	103	112/95	\$750	10	EV
-----	-----	--------	-------	----	----

Equinox EV AWD (19 kW Charger)

A-1	96	103/88	\$800	10	EV
-----	----	--------	-------	----	----

Trailblazer AWD

A-9, 1.3L, 3cyl	27	26/29	\$2,500	5	T SS
-----------------	----	-------	---------	---	------

FORD

Bronco 4WD

A-S10, 2.3L, 4cyl	20	18/22	\$3,400	4	T PT4 SS
M-7, 2.3L, 4cyl	19	18/21	\$3,550	4	T PT4 SS
A-S10, 2.7L, 6cyl	17	17/17	\$3,950	3	T PT4 SS

Bronco Badlands 4WD

A-S10, 2.3L, 4cyl	18	17/19	\$3,750	3	T PT4 SS
M-7, 2.3L, 4cyl	17	17/18	\$3,950	3	T PT4 SS

Bronco Sasquatch 4WD

A-S10, 2.3L, 4cyl	18	17/19	\$3,750	3	T PT4 SS
M-7, 2.3L, 4cyl	18	17/19	\$3,750	3	T PT4 SS

Bronco Sport 4WD

A-8, 1.5L, 3cyl	27	25/30	\$2,500	5	T PT4 SS
A-S8, 2.0L, 4cyl	23	21/27	\$2,950	5	T SS

Bronco Sport Sasquatch 4WD

A-8, 1.5L, 3cyl	24	23/26	\$2,800	5	T SS
-----------------	----	-------	---------	---	------

Escape AWD

A-8, 1.5L, 3cyl	28	26/32	\$2,400	5	T SS
A-8, 2.0L, 4cyl	26	23/31	\$2,600	5	T SS

Escape AWD HEV

AV, 2.5L, 4cyl	39	42/36	\$1,750	7	PT4 HEV SS
----------------	----	-------	---------	---	------------

Mustang Mach-E AWD

A-1	100	104/96	\$750	10	EV
-----	-----	--------	-------	----	----

Mustang Mach-E AWD Extended

A-1	104	110/98	\$750	10	EV
-----	-----	--------	-------	----	----

Mustang Mach-E GT

A-1	90	95/85	\$850	10	EV
-----	----	-------	-------	----	----

Manufacturer Model Configuration (trans, eng size, cyl)	MPG		Annual Fuel Cost	GHG Rating	Notes
	Comb	City/Hwy			

Mustang Mach-E Rally

A-1	84	89/78	\$900	10	EV
-----	----	-------	-------	----	----

GENESIS

GV60 AWD (19 inch Wheels)

A-1	100	107/93	\$750	10	EV
-----	-----	--------	-------	----	----

GV60 AWD Advanced (20 inch Wheels)

A-1	96	102/89	\$800	10	EV
-----	----	--------	-------	----	----

GV60 AWD Performance

A-1	90	97/83	\$850	10	EV
-----	----	-------	-------	----	----

GV70 AWD

A-S8, 3.5L, 6cyl	21	18/25	\$3,900	4	PT SS
------------------	----	-------	---------	---	-------

GV70 AWD (4 Mode)

A-S8, 2.5L, 4cyl	23	20/28	\$3,550	5	PT SS
------------------	----	-------	---------	---	-------

GV70 AWD (5 Mode)

A-S8, 2.5L, 4cyl	22	20/26	\$3,700	4	PT SS
------------------	----	-------	---------	---	-------

GMC

Terrain AWD

A-8, 1.5L, 4cyl	25	24/28	\$2,700	5	T SS
-----------------	----	-------	---------	---	------

Terrain AWD Denali/AT4

A-8, 1.5L, 4cyl	25	24/26	\$2,700	5	T SS
-----------------	----	-------	---------	---	------

HONDA

CR-V AWD

AV, 1.5L, 4cyl	29	27/31	\$2,350	6	T SS
AV, 2.0L, 4cyl	37	40/34	\$1,800	7	HEV SS

CR-V AWD TrailSport

AV, 2.0L, 4cyl	35	38/33	\$1,950	6	HEV SS
----------------	----	-------	---------	---	--------

Passport AWD

A-S10, 3.5L, 6cyl	21	19/25	\$3,200	4	CD SS
-------------------	----	-------	---------	---	-------

Passport AWD TrailSport

A-S10, 3.5L, 6cyl	20	18/23	\$3,400	4	CD SS
-------------------	----	-------	---------	---	-------

HYUNDAI

Ioniq 5 AWD (19inch Wheels)

A-1	106	116/96	\$700	10	EV
-----	-----	--------	-------	----	----

Ioniq 5 AWD (20inch Wheels)

A-1	98	108/88	\$800	10	EV
-----	----	--------	-------	----	----

Ioniq 5 AWD XRT

A-1	94	103/85	\$800	10	EV
-----	----	--------	-------	----	----

Ioniq 5 N

A-1	78	84/72	\$950	10	EV
-----	----	-------	-------	----	----

Kona AWD

AV-S1, 2.0L, 4cyl	27	26/29	\$2,500	5	
-------------------	----	-------	---------	---	--

Kona AWD SX2 1.6T 8AT AWD

A-S8, 1.6L, 4cyl	26	25/28	\$2,600	5	T
------------------	----	-------	---------	---	---

Kona AWD w/Stop-Start

AV-S1, 2.0L, 4cyl	28	27/29	\$2,400	5	SS
-------------------	----	-------	---------	---	----

Santa Cruz AWD NX4 OB 2.5 AWD 8AT

A-S8, 2.5L, 4cyl	24	21/29	\$2,800	5	
------------------	----	-------	---------	---	--

Santa Cruz AWD NX4 OB 2.5T AWD 8AT

A-S8, 2.5L, 4cyl	20	18/25	\$3,400	4	T
------------------	----	-------	---------	---	---

Manufacturer Model Configuration (trans, eng size, cyl)	MPG		Annual Fuel Cost	GHG Rating	Notes
	Comb	City/Hwy			
Santa Cruz XRT AWD					
A-S8, 2.5L, 4cyl	20	18/25	\$3,400	4	T
Santa Fe AWD					
A-S8, 2.5L, 4cyl	23	20/28	\$2,950	5	T SS
Santa Fe AWD XRT					
A-S8, 2.5L, 4cyl	21	19/25	\$3,200	4	T SS
Santa Fe Hybrid AWD					
AM-S6, 1.6L, 4cyl	34	35/34	\$2,000	6	T HEV SS
Tucson AWD					
A-S8, 2.5L, 4cyl	26	24/30	\$2,600	5	SS
Tucson Hybrid					
AM-S6, 1.6L, 4cyl	36	36/37	\$1,900	7	T HEV SS
Tucson Hybrid Blue					
AM-S6, 1.6L, 4cyl	38	38/38	\$1,800	7	T HEV SS
Tucson Plug-in Hybrid					
AM-S6, 1.6L, 4cyl	See page 49.				T PHEV SS
JAGUAR					
F-Pace					
A-S8, 2.0L, 4cyl	24	22/27	\$3,400	5	P T SS
F-Pace MHEV					
A-S8, 3.0L, 6cyl	21	19/25	\$3,900	4	P T S MHEV SS
F-Pace SVR					
A-S8, 5.0L, 8cyl	17	15/21	\$4,800	3	P S SS
JEEP					
Compass 4WD					
A-8, 2.0L, 4cyl	26	23/31	\$2,600	5	T SS
Wrangler 2dr 4WD					
A-8, 2.0L, 4cyl	21	20/23	\$3,200	4	T SS
M-6, 3.6L, 6cyl	19	17/23	\$3,550	4	SS
Wrangler 4dr 4WD					
A-8, 2.0L, 4cyl	21	20/22	\$3,200	4	T SS
A-8, 3.6L, 6cyl	20	18/23	\$3,400	4	SS
M-6, 3.6L, 6cyl	19	16/22	\$3,550	4	SS
A-8, 6.4L, 8cyl	14	13/16	\$5,850	2	P CD
Wrangler 4dr 4xe					
A-8, 2.0L, 4cyl	See page 49.				T PHEV SS
KIA					
EV6 AWD GT					
A-1	83	87/79	\$900	10	EV
EV6 Long Range AWD (19 inch Wheels)					
A-1	106	117/95	\$700	10	EV
EV6 Long Range AWD (20 inch Wheels)					
A-1	97	106/89	\$800	10	EV
Seltos AWD					
A-S8, 1.6L, 4cyl	25	24/27	\$2,700	5	T
AV-S8, 2.0L, 4cyl	29	27/31	\$2,350	6	SS
Sorento AWD					
A-S8, 2.5L, 4cyl	25	23/28	\$2,700	5	SS
AM-S8, 2.5L, 4cyl	23	20/27	\$2,950	5	T SS
Sorento Hybrid AWD					
AM-S6, 1.6L, 4cyl	34	32/35	\$2,000	6	T HEV SS

Manufacturer Model Configuration (trans, eng size, cyl)	MPG		Annual Fuel Cost	GHG Rating	Notes
	Comb	City/Hwy			
Sorento Plug-in Hybrid					
AM-S6, 1.6L, 4cyl	See page 49.				T PHEV SS
Sportage AWD					
A-S8, 2.5L, 4cyl	26	24/30	\$2,600	5	SS
Sportage Hybrid AWD					
AM-S6, 1.6L, 4cyl	35	35/36	\$1,950	6	T HEV SS
Sportage Plug-in Hybrid					
AM-S6, 1.6L, 4cyl	See page 49.				T PHEV SS
Sportage X-pro					
A-S8, 2.5L, 4cyl	24	23/26	\$2,800	5	SS
LAND ROVER					
Discovery Sport					
A-S9, 2.0L, 4cyl	20	19/23	\$4,100	4	P T SS
Range Rover Evoque					
A-S9, 2.0L, 4cyl	22	20/27	\$3,700	4	P T SS
Range Rover Velar					
A-S8, 2.0L, 4cyl	23	22/26	\$3,550	5	P T SS
Range Rover Velar P340 MHEV					
A-S8, 3.0L, 6cyl	22	19/26	\$3,700	4	P T S MHEV SS
Range Rover Velar P400 MHEV					
A-S8, 3.0L, 6cyl	21	19/25	\$3,900	4	P T S MHEV SS
LEXUS					
NX 350 AWD					
A-S8, 2.4L, 4cyl	24	21/28	\$3,400	5	P R T SS
NX 350 AWD F Sport					
A-S8, 2.4L, 4cyl	24	21/28	\$3,400	5	P R T SS
NX 350h AWD					
AV-S6, 2.5L, 4cyl	39	41/37	\$2,100	7	P HEV SS
RX 350 AWD					
A-S8, 2.4L, 4cyl	24	21/28	\$3,400	5	P R T SS
RX 350h AWD					
AV-S6, 2.5L, 4cyl	36	37/34	\$2,250	7	P HEV SS
RX 500h AWD					
A-S6, 2.4L, 4cyl	27	27/28	\$3,050	5	P R T HEV SS
RZ 450e AWD (18 inch wheels)					
A-1	110	120/100	\$700	10	EV
RZ 450e AWD (20 inch wheels - 235/50R20)					
A-1	108	117/99	\$700	10	EV
RZ 450e AWD (20 inch wheels - 235/50R20,255/45R20)					
A-1	95	102/87	\$800	10	EV
RZ 550e AWD					
A-1	95	102/88	\$800	10	EV
LINCOLN					
Corsair AWD					
A-S8, 2.0L, 4cyl	24	21/28	\$2,800	5	T SS
Corsair AWD PHEV					
AV, 2.5L, 4cyl	See page 49.				PT4 PHEV SS
Nautilus AWD					
A-8, 2.0L, 4cyl	24	21/29	\$2,800	5	T SS

Manufacturer Model Configuration (trans, eng size, cyl)	MPG		Annual Fuel Cost	GHG Rating	Notes
	Comb	City/Hwy			
Nautilus HEV AWD					
AV, 2.0L, 4cyl	30	29/31	\$2,250	6	T PT4 HEV SS

MASERATI

Grecale Folgore (19 inch wheels)

A-1	81	83/78	\$950	10	EV
-----	----	-------	-------	----	----

Grecale Folgore (21 inch wheels)

A-1	72	75/69	\$1,050	10	EV
-----	----	-------	---------	----	----

Grecale Modena V6

A-8, 3.0L, 6cyl	20	18/25	\$4,100	4	P R T CD SS
-----------------	----	-------	---------	---	-------------

Grecale Trofeo

A-8, 3.0L, 6cyl	20	18/25	\$4,100	4	P R T CD SS
-----------------	----	-------	---------	---	-------------

MAZDA

CX-30 4WD

A-S6, 2.5L, 4cyl	27	24/31	\$2,500	5	
A-S6, 2.5L, 4cyl	25	22/30	\$2,700	5	T

CX-5 4WD

A-S6, 2.5L, 4cyl	26	24/30	\$2,600	5	SS
------------------	----	-------	---------	---	----

CX-50 4WD

A-S6, 2.5L, 4cyl	26	24/30	\$2,600	5	
A-S6, 2.5L, 4cyl	25	23/29	\$2,700	5	T SS
AV, 2.5L, 4cyl	38	39/37	\$1,800	7	HEV SS

MERCEDES-BENZ

GLA250 4matic

AM-8, 2.0L, 4cyl	28	25/33	\$2,900	5	P R T MHEV SS
------------------	----	-------	---------	---	---------------

GLB250 4matic

AM-8, 2.0L, 4cyl	27	24/33	\$3,050	5	P R T MHEV SS
------------------	----	-------	---------	---	---------------

GLC300 4matic

A-9, 2.0L, 4cyl	26	23/31	\$3,150	5	P R T MHEV SS
-----------------	----	-------	---------	---	---------------

GLC300 4matic (coupe)

A-9, 2.0L, 4cyl	26	23/31	\$3,150	5	P R T MHEV SS
-----------------	----	-------	---------	---	---------------

GLE350

A-9, 2.0L, 4cyl	23	21/28	\$3,550	5	P R T MHEV SS
-----------------	----	-------	---------	---	---------------

GLE350 4matic

A-9, 2.0L, 4cyl	22	19/26	\$3,700	4	P R T MHEV SS
-----------------	----	-------	---------	---	---------------

MINI

Countryman S All4

AM-S7, 2.0L, 4cyl	27	24/32	\$3,050	5	P T SS
-------------------	----	-------	---------	---	--------

Countryman SE ALL4 (18 inch Wheels)

A-1	96	99/94	\$800	10	EV
-----	----	-------	-------	----	----

Countryman SE ALL4 (19 inch Wheels)

A-1	91	94/88	\$850	10	EV
-----	----	-------	-------	----	----

JCW Countryman ALL4

AM-S7, 2.0L, 4cyl	25	23/30	\$3,250	5	P T SS
-------------------	----	-------	---------	---	--------

MITSUBISHI

Eclipse Cross 4WD

AV-S8, 1.5L, 4cyl	25	25/26	\$2,700	5	T
-------------------	----	-------	---------	---	---

Eclipse Cross ES 4WD

AV-S8, 1.5L, 4cyl	26	25/28	\$2,600	5	T
-------------------	----	-------	---------	---	---

Manufacturer Model Configuration (trans, eng size, cyl)	MPG		Annual Fuel Cost	GHG Rating	Notes
	Comb	City/Hwy			
Outlander 4WD					
AV-S8, 1.5L, 4cyl	27	26/30	\$2,500	5	T MHEV SS

Outlander Sport 4WD

AV-S6, 2.0L, 4cyl	26	23/29	\$2,600	5	
AV-S6, 2.4L, 4cyl	25	23/28	\$2,700	5	

NISSAN

ARIYA e-4ORCE 63kWh

A-1	95	101/89	\$800	10	EV
-----	----	--------	-------	----	----

ARIYA e-4ORCE 87kWh

A-1	92	97/86	\$800	10	EV
-----	----	-------	-------	----	----

ARIYA PLATINUM+ e-4ORCE 87kWh 19in. Wheels

A-1	90	93/87	\$850	10	EV
-----	----	-------	-------	----	----

Kicks AWD

AV, 2.0L, 4cyl	30	27/34	\$2,250	6	
----------------	----	-------	---------	---	--

Murano AWD

A-S9, 2.0L, 4cyl	23	21/27	\$2,950	5	T SS
------------------	----	-------	---------	---	------

Rogue AWD

AV-S8, 1.5L, 3cyl	31	28/35	\$2,200	6	T SS
-------------------	----	-------	---------	---	------

Rogue AWD Rock Creek

AV-S8, 1.5L, 3cyl	29	27/32	\$2,350	6	T SS
-------------------	----	-------	---------	---	------

PORSCHE

Macan

AM-S7, 2.0L, 4cyl	21	19/25	\$3,900	4	P R T SS
-------------------	----	-------	---------	---	----------

Macan 4 Electric

A-1	95	104/87	\$800	10	EV
-----	----	--------	-------	----	----

Macan 4S Electric

A-1	92	99/84	\$850	10	EV
-----	----	-------	-------	----	----

Macan GTS

AM-S7, 2.9L, 6cyl	19	17/22	\$4,300	4	P R T SS
-------------------	----	-------	---------	---	----------

Macan GTS Electric

A-1	92	99/84	\$850	10	EV
-----	----	-------	-------	----	----

Macan S

AM-S7, 2.9L, 6cyl	19	17/23	\$4,300	4	P R T SS
-------------------	----	-------	---------	---	----------

Macan T

AM-S7, 2.0L, 4cyl	21	19/25	\$3,900	4	P R T SS
-------------------	----	-------	---------	---	----------

Macan Turbo Electric

A-1	91	99/84	\$850	10	EV
-----	----	-------	-------	----	----

SUBARU

Crosstrek AWD

AV-S8, 2.5L, 4cyl	29	26/33	\$2,350	6	SS
-------------------	----	-------	---------	---	----

Crosstrek Hybrid AWD

AV-S6, 2.5L, 4cyl	36	36/36	\$1,900	7	HEV SS
-------------------	----	-------	---------	---	--------

Crosstrek Wilderness AWD

AV-S8, 2.5L, 4cyl	26	24/29	\$2,600	5	SS
-------------------	----	-------	---------	---	----

Forester AWD

AV-S8, 2.5L, 4cyl	29	26/33	\$2,350	6	SS
-------------------	----	-------	---------	---	----

Forester Hybrid AWD

AV-S6, 2.5L, 4cyl	35	35/34	\$1,950	6	HEV SS
-------------------	----	-------	---------	---	--------

Forester Sport/Touring AWD

AV-S8, 2.5L, 4cyl	28	25/32	\$2,400	5	SS
-------------------	----	-------	---------	---	----

Manufacturer Model Configuration (trans, eng size, cyl)	MPG		Annual Fuel Cost	GHG Rating	Notes
	Comb	City/Hwy			
Forester Wilderness AWD					
AV-S8, 2.5L, 4cyl	26	24/28	\$2,600	5	SS
Outback AWD					
AV-S8, 2.4L, 4cyl	24	21/29	\$2,800	5	T SS
AV-S8, 2.5L, 4cyl	27	25/31	\$2,500	5	SS
Outback Wilderness AWD					
AV-S8, 2.4L, 4cyl	23	21/27	\$2,950	5	T SS
Solterra 20 AWD					
A-1	117	128/105	\$650	10	EV
Solterra AWD					
A-1	120	131/109	\$650	10	EV
Trailseeker 20 inch AWD					
A-1	114	125/103	\$700	10	EV
Trailseeker AWD					
A-1	117	126/107	\$650	10	EV
Uncharted 20 inch AWD					
A-1	112	123/101	\$650	10	EV
Uncharted AWD					
A-1	117	127/106	\$650	10	EV
TESLA					
Model Y Long Range AWD					
A-1	123	130/115	\$600	10	EV
Model Y Performance AWD					
A-1	105	111/100	\$700	10	EV
Model Y Standard AWD					
A-1	127	133/120	\$600	10	EV
TOYOTA					
bZ AWD					
A-1	120	131/109	\$650	10	EV
bZ AWD LIMITED					
A-1	117	128/105	\$650	10	EV
bZ Woodland AWD 235/60R18					
A-1	117	127/107	\$650	10	EV
bZ Woodland AWD 235/65R18					
A-1	109	117/100	\$700	10	EV
C-HR AWD 18inch					
A-1	117	127/107	\$650	10	EV
C-HR AWD 20inch					
A-1	112	122/102	\$650	10	EV
Corolla Cross AWD					
AV-S10, 2.0L, 4cyl	30	29/31	\$2,250	6	SS
Corolla Cross Hybrid AWD					
AV-S6, 2.0L, 4cyl	42	46/39	\$1,600	7	HEV SS
Highlander AWD					
A-S8, 2.4L, 4cyl	24	21/28	\$2,800	5	T SS
RAV4 AWD Limited & XSE					
AV, 2.5L, 4cyl	41	43/37	\$1,650	7	HEV SS
AV-S6, 2.5L, 4cyl	41	43/37	\$1,650	7	HEV SS
RAV4 AWD SE & LE					
AV-S6, 2.5L, 4cyl	42	46/39	\$1,600	7	HEV SS
RAV4 AWD XLE					
AV-S6, 2.5L, 4cyl	41	45/38	\$1,650	7	HEV SS

Manufacturer Model Configuration (trans, eng size, cyl)	MPG		Annual Fuel Cost	GHG Rating	Notes
	Comb	City/Hwy			
RAV4 Hybrid AWD Woodland Edition					
AV-S6, 2.5L, 4cyl	38	41/35	\$1,800	7	HEV SS
VOLKSWAGEN					
Atlas 4motion Peak Edition					
A-S8, 2.0L, 4cyl	21	19/25	\$3,200	4	T SS
Atlas Cross Sport 4motion					
A-S8, 2.0L, 4cyl	22	20/26	\$3,050	4	T SS
Atlas SE 4motion					
A-S8, 2.0L, 4cyl	22	20/26	\$3,050	4	T SS
Atlas SEL 4motion					
A-S8, 2.0L, 4cyl	21	19/25	\$3,200	4	T SS
ID.4 AWD					
A-1	102	108/96	\$750	10	EV
Taos 4motion					
A-S8, 1.5L, 4cyl	28	25/33	\$2,400	5	T SS
Tiguan 4motion					
A-S8, 2.0L, 4cyl	25	22/30	\$2,700	5	T SS
Tiguan SEL 4Motion					
A-S8, 2.0L, 4cyl	25	22/29	\$2,700	5	T SS
VOLVO					
EC40 Twin					
A-1	97	105/88	\$800	10	EV
EX30 Cross Country (18 Inch Wheels)					
A-1	89	95/83	\$850	10	EV
EX30 Cross Country (19 Inch Wheels)					
A-1	99	106/92	\$750	10	EV
EX30 Twin Performance					
A-1	109	116/100	\$700	10	EV
EX40 Twin					
A-1	94	103/85	\$800	10	EV
XC40 B5 AWD					
A-S8, 2.0L, 4cyl	26	23/30	\$3,150	5	PR T MHEV SS
XC60 B5 AWD					
A-S8, 2.0L, 4cyl	26	23/30	\$3,150	5	PR T MHEV SS
XC60 T8 AWD					
A-S8, 2.0L, 4cyl	See page 49.				PR T PHEV SS
STANDARD SPORT UTILITY VEHICLES 2WD					
ACURA					
ZDX RWD					
A-1	91	100/83	\$850	10	EV
AUDI					
Q4 45 e-tron					
A-1	115	125/104	\$650	10	EV
BMW					
X5 sDrive40i					
A-S8, 3.0L, 6cyl	25	23/27	\$3,250	5	PT MHEV SS

Manufacturer Model Configuration (trans, eng size, cyl)	MPG		Annual Fuel Cost	GHG Rating	Notes
	Comb	City/Hwy			

BUICK

Enclave FWD

A-8, 2.5L, 4cyl	22	20/25	\$3,050	4	T SS
-----------------	----	-------	---------	---	------

CADILLAC

Escalade 2WD

A-10, 6.2L, 8cyl	17	15/19	\$4,800	3	P CD SS
------------------	----	-------	---------	---	---------

OPTIQ AWD V SERIES 11 kW Charger 15 modes

A-1	92	103/81	\$800	10	EV
-----	----	--------	-------	----	----

OPTIQ AWD V SERIES 19 kW charger 15 modes

A-1	83	92/74	\$900	10	EV
-----	----	-------	-------	----	----

OPTIQ RWD (11 kW Charger)

A-1	105	117/93	\$700	10	EV
-----	-----	--------	-------	----	----

OPTIQ RWD (19 kW Charger)

A-1	105	117/93	\$700	10	EV
-----	-----	--------	-------	----	----

CHEVROLET

Suburban 2WD

A-10, 3.0L, 6cyl	23	21/26	\$3,700	4	D T SS
A-10, 5.3L, 8cyl	17	15/20	\$3,950	3	CD SS
A-10, 6.2L, 8cyl	16	15/19	\$5,100	3	P CD SS

Tahoe 2WD

A-10, 3.0L, 6cyl	24	22/26	\$3,500	4	D T SS
A-10, 5.3L, 8cyl	17	15/20	\$3,950	3	CD SS
A-10, 6.2L, 8cyl	17	15/20	\$4,800	3	P CD SS

Traverse FWD

A-8, 2.5L, 4cyl	22	20/26	\$3,050	4	T SS
-----------------	----	-------	---------	---	------

DODGE

Durango RWD

A-8, 3.6L, 6cyl	20	18/25	\$3,400	4	
-----------------	----	-------	---------	---	--

FORD

Expedition 2WD

A-S10, 3.5L, 6cyl	19	16/24	\$3,550	4	T SS
-------------------	----	-------	---------	---	------

Explorer RWD

A-10, 2.3L, 4cyl	24	20/29	\$2,800	5	T SS
A-S10, 3.0L, 6cyl	21	18/25	\$3,200	4	T SS

GMC

Acadia FWD

A-8, 2.5L, 4cyl	22	20/26	\$3,050	4	T SS
-----------------	----	-------	---------	---	------

Yukon 2WD

A-10, 3.0L, 6cyl	23	21/26	\$3,700	4	D T SS
A-10, 5.3L, 8cyl	17	15/20	\$3,950	3	CD SS
A-10, 6.2L, 8cyl	17	15/20	\$4,800	3	P CD SS

Yukon XL 2WD

A-10, 3.0L, 6cyl	23	21/26	\$3,700	4	D T SS
A-10, 5.3L, 8cyl	17	15/20	\$3,950	3	CD SS
A-10, 6.2L, 8cyl	16	15/19	\$5,100	3	P CD SS

HONDA

Prologue FWD

A-1	104	113/94	\$750	10	EV
-----	-----	--------	-------	----	----

Manufacturer Model Configuration (trans, eng size, cyl)	MPG		Annual Fuel Cost	GHG Rating	Notes
	Comb	City/Hwy			

HYUNDAI

Ioniq 9 RWD

A-1	92	103/81	\$850	10	EV
-----	----	--------	-------	----	----

Palisade FWD

A-S8, 3.5L, 6cyl	21	19/25	\$3,200	4	
------------------	----	-------	---------	---	--

Palisade Hybrid FWD

AM-S6, 2.5L, 4cyl	31	31/32	\$2,200	6	T HEV SS
-------------------	----	-------	---------	---	----------

Palisade Hybrid FWD Blue

AM-S6, 2.5L, 4cyl	34	33/35	\$2,000	6	T HEV SS
-------------------	----	-------	---------	---	----------

INFINITI

QX60 FWD

A-S9, 2.0L, 4cyl	24	22/28	\$3,400	5	P RT SS
------------------	----	-------	---------	---	---------

QX80 2WD

A-S9, 3.5L, 6cyl	18	16/20	\$4,550	3	P RT SS
------------------	----	-------	---------	---	---------

JEEP

Grand Cherokee 2WD

A-8, 2.0L, 4cyl	23	21/27	\$2,950	5	T
A-8, 3.6L, 6cyl	22	19/26	\$3,050	4	

Grand Cherokee L 2WD

A-8, 2.0L, 4cyl	23	21/26	\$2,950	5	T
A-8, 3.6L, 6cyl	21	19/26	\$3,200	4	

Grand Wagoneer 2WD

A-8, 3.0L, 6cyl	19	17/24	\$3,550	4	T SS
-----------------	----	-------	---------	---	------

Grand Wagoneer L 2WD

A-8, 3.0L, 6cyl	19	17/24	\$3,550	4	T SS
-----------------	----	-------	---------	---	------

KIA

EV9 Long Range RWD

A-1	89	100/78	\$850	10	EV
-----	----	--------	-------	----	----

EV9 Standard Range RWD

A-1	88	101/76	\$850	10	EV
-----	----	--------	-------	----	----

LEXUS

TX 350

A-S8, 2.4L, 4cyl	23	21/27	\$3,550	5	P RT SS
------------------	----	-------	---------	---	---------

LINCOLN

Aviator RWD

A-S10, 3.0L, 6cyl	21	18/25	\$3,200	4	T SS
-------------------	----	-------	---------	---	------

NISSAN

Armada 2WD

A-S9, 3.5L, 6cyl	18	16/20	\$4,550	3	P T SS
------------------	----	-------	---------	---	--------

Pathfinder 2WD

A-S9, 3.5L, 6cyl	23	21/27	\$2,950	5	SS
------------------	----	-------	---------	---	----

POLESTAR

3 Long Range Single Motor (20 Inch Wheels)

A-1	95	102/88	\$800	10	EV
-----	----	--------	-------	----	----

3 Long Range Single Motor (21 Inch Wheels)

A-1	97	105/89	\$800	10	EV
-----	----	--------	-------	----	----

Manufacturer Model Configuration (trans, eng size, cyl)	MPG		Annual Fuel Cost	GHG Rating	Notes
	Comb	City/Hwy			

4 Long Range Single Motor

A-1	95	100/90	\$800	10	EV
-----	----	--------	-------	----	----

TOYOTA

4Runner 2WD

A-S8, 2.4L, 4cyl	22	20/26	\$3,050	4	T
A-S8, 2.4L, 4cyl	22	20/24	\$3,050	4	T SS

Grand Highlander Hybrid

AV-S6, 2.5L, 4cyl	36	37/34	\$1,900	7	HEV SS
-------------------	----	-------	---------	---	--------

Grand Highlander LE/XLE

A-S8, 2.4L, 4cyl	24	21/28	\$2,800	5	T SS
------------------	----	-------	---------	---	------

Grand Highlander Limited

A-S8, 2.4L, 4cyl	24	21/28	\$2,800	5	T SS
------------------	----	-------	---------	---	------

Sequoia 2WD

A-S10, 3.4L, 6cyl	22	21/24	\$3,050	4	T HEV SS
A-S10, 3.4L, 6cyl	22	21/24	\$3,700	4	PR T HEV SS

VOLVO

EX90

A-1	92	97/86	\$850	10	EV
-----	----	-------	-------	----	----

EX90 (21 Inch Wheels)

A-1	98	104/91	\$800	10	EV
-----	----	--------	-------	----	----

STANDARD SPORT UTILITY VEHICLES 4WD

ACURA

MDX AWD Type-S

A-S10, 3.0L, 6cyl	19	17/21	\$4,300	4	P T CD SS
-------------------	----	-------	---------	---	-----------

ZDX AWD

A-1	89	98/81	\$850	10	EV
-----	----	-------	-------	----	----

ZDX AWD Type S

A-1	83	90/76	\$900	10	EV
-----	----	-------	-------	----	----

ASTON MARTIN

DBX 707

A-9, 4.0L, 8cyl	17	15/20	\$4,800	3	P T CD
-----------------	----	-------	---------	---	--------

DBX 727

A-9, 4.0L, 8cyl	16	14/19	\$5,100	3	P T CD
-----------------	----	-------	---------	---	--------

AUDI

Q4 55 e-tron quattro

A-1	97	105/89	\$800	10	EV
-----	----	--------	-------	----	----

Q4 Sportback 55 e-tron quattro

A-1	97	105/89	\$800	10	EV
-----	----	--------	-------	----	----

Q7

A-S8, 2.0L, 4cyl	22	20/26	\$3,700	4	P T SS
------------------	----	-------	---------	---	--------

Q7 quattro

A-S8, 3.0L, 6cyl	20	18/23	\$4,100	4	P T MHEV SS
------------------	----	-------	---------	---	-------------

Q8 quattro

A-S8, 3.0L, 6cyl	19	17/23	\$4,300	4	P T MHEV SS
------------------	----	-------	---------	---	-------------

RS Q8 Performance

A-S8, 4.0L, 8cyl	16	14/20	\$5,100	3	P T CD MHEV SS
------------------	----	-------	---------	---	----------------

SQ7

A-S8, 4.0L, 8cyl	16	14/20	\$5,100	3	P T CD SS
------------------	----	-------	---------	---	-----------

Manufacturer Model Configuration (trans, eng size, cyl)	MPG		Annual Fuel Cost	GHG Rating	Notes
	Comb	City/Hwy			

SQ8

A-S8, 4.0L, 8cyl	16	14/20	\$5,100	3	P T CD SS
------------------	----	-------	---------	---	-----------

BENTLEY

Bentayga

A-S8, 4.0L, 8cyl	16	14/21	\$5,100	3	P T CD SS
------------------	----	-------	---------	---	-----------

Bentayga EWB

A-S8, 4.0L, 8cyl	16	14/21	\$5,100	3	P T CD SS
------------------	----	-------	---------	---	-----------

Bentayga Hybrid

A-S8, 3.0L, 6cyl	See page 49.				P T PHEV SS
------------------	--------------	--	--	--	-------------

BMW

Alpina XB7

A-S8, 4.4L, 8cyl	17	16/20	\$4,800	3	P T MHEV SS
------------------	----	-------	---------	---	-------------

iX M70 (21 inch Wheels)

A-1	80	79/82	\$950	10	EV
-----	----	-------	-------	----	----

iX M70 (22 inch Wheels)

A-1	76	74/78	\$1,000	10	EV
-----	----	-------	---------	----	----

iX M70 (23 inch Wheels)

A-1	75	74/76	\$1,000	10	EV
-----	----	-------	---------	----	----

iX xDrive45 (20 inch Wheels)

A-1	94	94/93	\$800	10	EV
-----	----	-------	-------	----	----

iX xDrive45 (21 inch Wheels)

A-1	89	91/88	\$850	10	EV
-----	----	-------	-------	----	----

iX xDrive45 (22 inch Wheels)

A-1	84	85/82	\$900	10	EV
-----	----	-------	-------	----	----

iX xDrive45 (23 inch Wheels)

A-1	87	89/85	\$850	10	EV
-----	----	-------	-------	----	----

iX xDrive60 (20 inch Wheels)

A-1	97	99/94	\$800	10	EV
-----	----	-------	-------	----	----

iX xDrive60 (21 inch Wheels)

A-1	91	92/89	\$850	10	EV
-----	----	-------	-------	----	----

iX xDrive60 (22 inch Wheels)

A-1	88	90/85	\$850	10	EV
-----	----	-------	-------	----	----

iX xDrive60 (23 inch Wheels)

A-1	85	87/83	\$900	10	EV
-----	----	-------	-------	----	----

X5 M Competition

A-S8, 4.4L, 8cyl	15	13/18	\$5,450	2	P R T MHEV SS
------------------	----	-------	---------	---	---------------

X5 M60i xDrive

A-S8, 4.4L, 8cyl	19	17/22	\$4,300	4	P T MHEV SS
------------------	----	-------	---------	---	-------------

X5 xDrive40i

A-S8, 3.0L, 6cyl	25	23/27	\$3,250	5	P T MHEV SS
------------------	----	-------	---------	---	-------------

X5 xDrive50e

A-S8, 3.0L, 6cyl	See page 49.				P T PHEV SS
------------------	--------------	--	--	--	-------------

X6 M Competition

A-S8, 4.4L, 8cyl	15	13/18	\$5,450	2	P R T MHEV SS
------------------	----	-------	---------	---	---------------

X6 M60i xDrive

A-S8, 4.4L, 8cyl	19	17/22	\$4,300	4	P T MHEV SS
------------------	----	-------	---------	---	-------------

X6 xDrive40i

A-S8, 3.0L, 6cyl	23	22/26	\$3,550	5	P T MHEV SS
------------------	----	-------	---------	---	-------------

X7 M60i xDrive

A-S8, 4.4L, 8cyl	18	16/20	\$4,550	3	P T MHEV SS
------------------	----	-------	---------	---	-------------

Manufacturer Model Configuration (trans, eng size, cyl)	MPG		Annual Fuel Cost	GHG Rating	Notes
	Comb	City/Hwy			

X7 xDrive40i

A-S8, 3.0L, 6cyl	23	21/25	\$3,550	5	P T MHEV SS
------------------	----	-------	---------	---	-------------

XM Label

A-S8, 4.4L, 8cyl	See page 49.				P R T PHEV SS
------------------	--------------	--	--	--	---------------

BUICK

Enclave AWD

A-8, 2.5L, 4cyl	21	20/24	\$3,200	4	T SS
-----------------	----	-------	---------	---	------

CADILLAC

Escalade 4WD

A-10, 6.2L, 8cyl	16	14/18	\$5,100	3	P CD SS
------------------	----	-------	---------	---	---------

Escalade V AWD

A-S10, 6.2L, 8cyl	13	11/17	\$6,300	1	PR S
-------------------	----	-------	---------	---	------

OPTIQ AWD (11 kW Charger)

A-1	99	110/88	\$750	10	EV
-----	----	--------	-------	----	----

OPTIQ AWD (19 kW Charger)

A-1	99	110/88	\$750	10	EV
-----	----	--------	-------	----	----

VISTIQ (11 kW Charger)

A-1	86	93/78	\$900	10	EV
-----	----	-------	-------	----	----

VISTIQ (19 kW Charger)

A-1	86	93/78	\$900	10	EV
-----	----	-------	-------	----	----

CHEVROLET

Suburban 4WD

A-10, 3.0L, 6cyl	22	20/24	\$3,850	4	D T SS
A-10, 5.3L, 8cyl	16	14/19	\$4,200	3	CD SS
A-10, 6.2L, 8cyl	16	14/18	\$5,100	3	P CD SS

Tahoe 4WD

A-10, 3.0L, 6cyl	22	20/24	\$3,850	4	D T SS
A-10, 5.3L, 8cyl	17	15/19	\$3,950	3	CD SS
A-10, 6.2L, 8cyl	16	14/18	\$5,100	3	P CD SS

Traverse AWD

A-8, 2.5L, 4cyl	21	20/24	\$3,200	4	T SS
-----------------	----	-------	---------	---	------

DODGE

Durango AWD

A-8, 3.6L, 6cyl	20	17/24	\$3,400	4	
A-8, 5.7L, 8cyl	16	14/21	\$4,750	3	Mid CD
A-8, 6.2L, 8cyl	13	12/17	\$6,300	1	PR S
A-8, 6.4L, 8cyl	15	13/19	\$5,450	2	PR CD

FORD

Bronco Outer Banks 4WD

A-S10, 2.7L, 6cyl	20	19/21	\$3,400	4	T PT4 SS
-------------------	----	-------	---------	---	----------

Bronco Raptor 4WD

A-S10, 3.0L, 6cyl	15	15/16	\$4,500	2	T PT4 SS
-------------------	----	-------	---------	---	----------

Expedition 4WD

A-S10, 3.5L, 6cyl	18	15/22	\$3,750	3	T PT4 SS
-------------------	----	-------	---------	---	----------

Explorer AWD

A-10, 2.3L, 4cyl	23	20/27	\$2,950	5	T PT4 SS
A-S10, 3.0L, 6cyl	20	18/25	\$3,400	4	T PT4 SS

Explorer Tremor AWD

A-S10, 2.3L, 4cyl	21	19/23	\$3,200	4	T PT4 SS
A-S10, 3.0L, 6cyl	19	17/22	\$3,550	4	T PT4 SS

Manufacturer Model Configuration (trans, eng size, cyl)	MPG		Annual Fuel Cost	GHG Rating	Notes
	Comb	City/Hwy			

GENESIS

Electrified GV70 AWD (19 inch Wheels)

A-1	96	103/88	\$800	10	EV
-----	----	--------	-------	----	----

Electrified GV70 AWD (20 inch Wheels)

A-1	88	96/80	\$850	10	EV
-----	----	-------	-------	----	----

GV80 AWD

A-S8, 2.5L, 4cyl	21	19/24	\$3,900	4	P T SS
A-S8, 3.5L, 6cyl	19	16/22	\$4,300	4	P T SS

GV80 MHEV

A-S8, 3.5L, 6cyl	19	17/22	\$4,300	4	P T S MHEV SS
------------------	----	-------	---------	---	---------------

GMC

Acadia AWD

A-8, 2.5L, 4cyl	21	20/23	\$3,200	4	T SS
-----------------	----	-------	---------	---	------

Yukon 4WD

A-10, 3.0L, 6cyl	22	20/24	\$3,850	4	D T SS
A-10, 5.3L, 8cyl	17	15/19	\$3,950	3	CD SS
A-10, 6.2L, 8cyl	16	14/18	\$5,100	3	P CD SS

Yukon XL 4WD

A-10, 3.0L, 6cyl	22	20/24	\$3,850	4	D T SS
A-10, 5.3L, 8cyl	16	14/19	\$4,200	3	CD SS
A-10, 6.2L, 8cyl	16	14/18	\$5,100	3	P CD SS

HONDA

Pilot AWD

A-S10, 3.5L, 6cyl	21	19/25	\$3,200	4	CD SS
-------------------	----	-------	---------	---	-------

Pilot AWD Touring/Elite/Black

A-S10, 3.5L, 6cyl	21	19/25	\$3,200	4	CD SS
-------------------	----	-------	---------	---	-------

Pilot AWD TrailSport

A-S10, 3.5L, 6cyl	20	18/23	\$3,400	4	CD SS
-------------------	----	-------	---------	---	-------

Prologue AWD

A-1	99	108/90	\$750	10	EV
A-1	95	104/87	\$800	10	EV

HYUNDAI

Ioniq 9 AWD

A-1	88	98/78	\$850	10	EV
-----	----	-------	-------	----	----

Ioniq 9 AWD Performance

A-1	85	91/79	\$900	10	EV
-----	----	-------	-------	----	----

Palisade AWD

A-S8, 3.5L, 6cyl	20	18/24	\$3,400	4	
------------------	----	-------	---------	---	--

Palisade Hybrid AWD

AM-S6, 2.5L, 4cyl	29	29/30	\$2,350	6	T HEV SS
-------------------	----	-------	---------	---	----------

Palisade XRT Pro

A-S8, 3.5L, 6cyl	19	16/22	\$3,550	4	
------------------	----	-------	---------	---	--

INFINITI

QX60 AWD

A-S9, 2.0L, 4cyl	24	22/27	\$3,400	5	P R T SS
------------------	----	-------	---------	---	----------

QX80 4WD

A-S9, 3.5L, 6cyl	17	16/19	\$4,800	3	P R T SS
------------------	----	-------	---------	---	----------

Manufacturer Model Configuration (trans, eng size, cyl)	MPG		Annual Fuel Cost	GHG Rating	Notes
	Comb	City/Hwy			

JEEP

Cherokee AWD

▶ AV, 1.6L, 4cyl **37** **39/35** **\$1,800** **7** T HEV SS

Grand Cherokee 4WD

A-8, 2.0L, 4cyl 23 21/26 \$2,950 5 T
A-8, 3.6L, 6cyl 22 19/26 \$3,050 4

Grand Cherokee 4xe

A-8, 2.0L, 4cyl See page 49. T PHEV

Grand Cherokee L 4WD

A-8, 2.0L, 4cyl 22 20/25 \$3,050 4 T
A-8, 3.6L, 6cyl 21 18/25 \$3,200 4

Grand Wagoneer 4WD

A-8, 3.0L, 6cyl 19 17/23 \$3,550 4 T SS

Grand Wagoneer L 4WD

A-8, 3.0L, 6cyl 18 16/22 \$3,750 3 T SS

Wagoneer S AWD (Falken tire)

A-1 93 100/85 \$800 10 EV

Wagoneer S AWD (Pirelli tire)

A-1 86 90/82 \$900 10 EV

KIA

EV9 GT

A-1 78 83/72 \$950 10 EV

EV9 Long Range AWD

A-1 84 94/75 \$900 10 EV

EV9 Long Range AWD GT-Line

A-1 82 92/72 \$900 10 EV

LAMBORGHINI

Urus SE

A-S8, 4.0L, 8cyl See page 49. PRT PHEV

LAND ROVER

Defender 110

A-S8, 2.0L, 4cyl 20 18/22 \$4,100 4 PTSS
A-S8, 5.0L, 8cyl 16 14/18 \$5,100 3 PSSS

Defender 110 MHEV

A-S8, 3.0L, 6cyl 20 18/22 \$4,100 4 PT S MHEV SS
A-S8, 4.4L, 8cyl 17 15/19 \$4,800 3 PT MHEV SS

Defender 110 Trophy MHEV

A-S8, 3.0L, 6cyl 17 17/18 \$4,800 3 PT S MHEV SS

Defender 130

A-S8, 5.0L, 8cyl 16 14/19 \$5,100 3 PSSS

Defender 130 Outbound

A-S8, 3.0L, 6cyl 18 17/19 \$4,550 3 PT S MHEV SS

Defender 130 P300 MHEV

A-S8, 3.0L, 6cyl 19 17/21 \$4,300 4 PT S MHEV SS

Defender 130 P400 MHEV

A-S8, 3.0L, 6cyl 18 16/20 \$4,550 3 PT S MHEV SS

Defender 90

A-S8, 2.0L, 4cyl 19 18/21 \$4,300 4 PTSS
A-S8, 5.0L, 8cyl 16 15/19 \$5,100 3 PSSS

Manufacturer Model Configuration (trans, eng size, cyl)	MPG		Annual Fuel Cost	GHG Rating	Notes
	Comb	City/Hwy			

Defender 90 MHEV

A-S8, 3.0L, 6cyl 20 18/23 \$4,100 4 PT S MHEV SS

Discovery

A-S8, 2.0L, 4cyl 21 19/24 \$3,900 4 PTSS

Discovery MHEV

A-S8, 3.0L, 6cyl 19 17/23 \$4,300 4 PT S MHEV SS

Range Rover LWB MHEV

A-S8, 4.4L, 8cyl 18 16/22 \$4,550 3 PT MHEV SS

Range Rover MHEV

A-S8, 4.4L, 8cyl 19 16/23 \$4,300 4 PT MHEV SS

Range Rover P400 LWB MHEV

A-S8, 3.0L, 6cyl 21 19/24 \$3,900 4 PT S MHEV SS

Range Rover P400 MHEV

A-S8, 3.0L, 6cyl 21 19/24 \$3,900 4 PT S MHEV SS

Range Rover Sport MHEV

A-S8, 4.4L, 8cyl 19 16/23 \$4,300 4 PT MHEV SS

Range Rover Sport P360 MHEV

A-S8, 3.0L, 6cyl 22 20/25 \$3,700 4 PT S MHEV SS

Range Rover Sport P400 MHEV

A-S8, 3.0L, 6cyl 22 20/25 \$3,700 4 PT S MHEV SS

Range Rover Sport SVR MHEV

A-S8, 4.4L, 8cyl 18 16/22 \$4,550 3 PT MHEV SS

Range Rover SV LWB MHEV

A-S8, 4.4L, 8cyl 18 16/22 \$4,550 3 PT MHEV SS

Range Rover SV MHEV

A-S8, 4.4L, 8cyl 18 16/23 \$4,550 3 PT MHEV SS

LEXUS

GX 550

A-S10, 3.4L, 6cyl 17 15/21 \$4,800 3 PRT

LX 600

A-S10, 3.4L, 6cyl 19 17/22 \$4,300 4 PRTSS

LX 700h

A-S10, 3.4L, 6cyl 20 19/22 \$4,100 4 PRT HEV SS

TX 350 AWD

A-S8, 2.4L, 4cyl 23 20/26 \$3,550 5 PRTSS

TX 500h AWD

A-S6, 2.4L, 4cyl 27 27/28 \$3,050 5 PRT HEV SS

LINCOLN

Aviator AWD

A-S10, 3.0L, 6cyl 20 17/25 \$3,400 4 TPT4SS

Navigator 4WD

A-S10, 3.5L, 6cyl 17 15/22 \$3,950 3 TPT4SS

LUCID

Gravity Dream w/20F21R wheels (3R)

A-1 99 101/98 \$750 10 EV

Gravity Dream w/21F22R wheels (3R)

A-1 90 91/87 \$850 10 EV

Gravity Dream w/22F23R wheels (3R)

A-1 90 91/87 \$850 10 EV

Manufacturer Model Configuration (trans, eng size, cyl)	MPG		Annual Fuel Cost	GHG Rating	Notes
	Comb	City/Hwy			
Gravity GT w/20F21R wheels (2R)					
A-1	108	113/103	\$700	10	EV
Gravity GT w/20F21R wheels (3R)					
A-1	104	108/100	\$750	10	EV
Gravity GT w/21F22R wheels (2R)					
A-1	98	102/94	\$750	10	EV
Gravity GT w/21F22R wheels (3R)					
A-1	92	96/89	\$800	10	EV
Gravity GT w/22F23R wheels (2R)					
A-1	98	102/94	\$750	10	EV
Gravity GT w/22F23R wheels (3R)					
A-1	92	96/89	\$800	10	EV
Gravity Touring w/20F21R wheels					
A-1	111	115/106	\$700	10	EV

MAZDA

CX-70 Hybrid Boost High Power 4WD

A-S8, 3.3L, 6cyl	25	23/28	\$3,250	5	P T MHEV SS
------------------	----	-------	---------	---	-------------

CX-70 Hybrid Boost Low Power 4WD

A-S8, 3.3L, 6cyl	25	24/28	\$2,700	5	T MHEV SS
------------------	----	-------	---------	---	-----------

CX-70 SC 4WD

A-S8, 2.5L, 4cyl	See page 49.				P PHEV SS
------------------	--------------	--	--	--	-----------

CX-90 4WD

A-S8, 2.5L, 4cyl	See page 49.				P PHEV SS
A-S8, 3.3L, 6cyl	25	23/28	\$2,700	5	T MHEV SS
A-S8, 3.3L, 6cyl	25	23/28	\$3,250	5	P T MHEV SS

MERCEDES-BENZ

AMG G63

A-9, 4.0L, 8cyl	15	14/16	\$5,450	2	P R T CD MHEV SS
-----------------	----	-------	---------	---	------------------

AMG GLE53 4matic Plus

A-9, 3.0L, 6cyl	20	18/23	\$4,100	4	P R T S MHEV SS
-----------------	----	-------	---------	---	-----------------

AMG GLE53 4matic Plus Coupe

A-9, 3.0L, 6cyl	20	18/22	\$4,100	4	P R T S MHEV SS
-----------------	----	-------	---------	---	-----------------

AMG GLE63 S 4matic Plus

A-9, 4.0L, 8cyl	17	15/20	\$4,800	3	P R T CD MHEV SS
-----------------	----	-------	---------	---	------------------

AMG GLE63 S 4matic Plus Coupe

A-9, 4.0L, 8cyl	17	15/21	\$4,800	3	P R T CD MHEV SS
-----------------	----	-------	---------	---	------------------

AMG GLS63 4matic Plus

A-9, 4.0L, 8cyl	17	15/20	\$4,800	3	P R T CD MHEV SS
-----------------	----	-------	---------	---	------------------

EQS 400 4matic (SUV)

A-1	79	80/78	\$950	10	EV SS
-----	----	-------	-------	----	-------

EQS 550 4matic (SUV)

A-1	80	82/78	\$950	10	EV SS
-----	----	-------	-------	----	-------

EQS 680 4matic Maybach (SUV)

A-1	84	84/84	\$900	10	EV SS
-----	----	-------	-------	----	-------

G 580 with EQ Technology

A-2	62	68/56	\$1,200	10	EV SS
-----	----	-------	---------	----	-------

G550

A-9, 3.0L, 6cyl	18	17/19	\$4,550	3	P R T S MHEV SS
-----------------	----	-------	---------	---	-----------------

Manufacturer Model Configuration (trans, eng size, cyl)	MPG		Annual Fuel Cost	GHG Rating	Notes
	Comb	City/Hwy			
GLE450 4matic					
A-9, 3.0L, 6cyl	21	19/25	\$3,900	4	P R T S MHEV SS
GLE450 4matic (coupe)					
A-9, 3.0L, 6cyl	21	19/25	\$3,900	4	P R T S MHEV SS
GLE580 4matic					
A-9, 4.0L, 8cyl	18	15/21	\$4,550	3	P R T CD MHEV SS
GLS450 4matic					
A-9, 3.0L, 6cyl	21	19/24	\$3,900	4	P R T S MHEV SS
GLS580 4matic					
A-9, 4.0L, 8cyl	16	14/20	\$5,100	3	P R T CD MHEV SS
GLS600 4matic Maybach					
A-9, 4.0L, 8cyl	15	13/18	\$5,450	2	P R T CD MHEV SS

MITSUBISHI

Outlander PHEV

A-1, 2.4L, 4cyl	See page 49.				PHEV SS
-----------------	--------------	--	--	--	---------

NISSAN

Armada 4WD

A-S9, 3.5L, 6cyl	17	16/19	\$4,800	3	P T SS
------------------	----	-------	---------	---	--------

Armada 4WD PRO-4X

A-S9, 3.5L, 6cyl	16	15/18	\$5,100	3	P T SS
------------------	----	-------	---------	---	--------

Pathfinder 4WD

A-S9, 3.5L, 6cyl	23	21/26	\$2,950	5	SS
------------------	----	-------	---------	---	----

Pathfinder 4WD Platinum

A-S9, 3.5L, 6cyl	22	20/25	\$3,050	4	SS
------------------	----	-------	---------	---	----

Pathfinder 4WD Rock Creek

A-S9, 3.5L, 6cyl	21	20/23	\$3,900	4	P SS
------------------	----	-------	---------	---	------

POLESTAR

3 Long Range Dual Motor (21 Inch Wheels)

A-1	90	95/84	\$850	10	EV
-----	----	-------	-------	----	----

3 Long Range Dual Motor (22 Inch Wheels)

A-1	81	85/76	\$950	10	EV
-----	----	-------	-------	----	----

3 Long Range Dual Motor Performance Pack

A-1	81	85/76	\$950	10	EV
-----	----	-------	-------	----	----

4 Long Range Dual Motor

A-1	85	90/80	\$900	10	EV
-----	----	-------	-------	----	----

4 Long Range Dual Motor Performance

A-1	77	80/74	\$1,000	10	EV
-----	----	-------	---------	----	----

PORSCHE

Cayenne

A-S8, 3.0L, 6cyl	19	17/23	\$4,300	4	P R T SS
------------------	----	-------	---------	---	----------

Cayenne Coupe

A-S8, 3.0L, 6cyl	19	17/23	\$4,300	4	P R T SS
------------------	----	-------	---------	---	----------

Cayenne GTS

A-S8, 4.0L, 8cyl	18	15/22	\$4,550	3	P R T SS
------------------	----	-------	---------	---	----------

Cayenne GTS Coupe

A-S8, 4.0L, 8cyl	18	16/22	\$4,550	3	P R T SS
------------------	----	-------	---------	---	----------

Manufacturer Model Configuration (trans, eng size, cyl)	MPG		Annual Fuel Cost	GHG Rating	Notes
	Comb	City/Hwy			
Cayenne S					
A-S8, 4.0L, 8cyl	18	16/21	\$4,550	3	PRT SS
Cayenne S Coupe					
A-S8, 4.0L, 8cyl	18	16/21	\$4,550	3	PRT SS
Cayenne Turbo GT					
A-S8, 4.0L, 8cyl	17	15/20	\$4,800	3	PRT CD SS
RIVIAN					
R1S All-Terrain Dual Large (20in)					
A-1	76	82/70	\$1,000	10	EV
R1S All-Terrain Dual Large Plus (20in)					
A-1	72	76/67	\$1,050	10	EV
R1S All-Terrain Dual Max (20in)					
A-1	78	82/73	\$950	10	PT4 EV
R1S All-Terrain Performance Dual Max (20in)					
A-1	78	82/73	\$950	10	PT4 EV
R1S All-Terrain Performance Dual Large (20in)					
A-1	76	82/70	\$1,000	10	EV
R1S All-Terrain Performance Dual Large Plus (20in)					
A-1	72	76/67	\$1,050	10	EV
R1S All-Terrain Tri Max (20in)					
A-1	68	72/63	\$1,100	10	EV
R1S Dual Large (20in)					
A-1	79	85/72	\$950	10	EV
R1S Dual Large (22in)					
A-1	85	94/77	\$900	10	EV
R1S Dual Large Plus (20in)					
A-1	78	85/72	\$950	10	EV
R1S Dual Large Plus (22in)					
A-1	82	89/75	\$900	10	EV
R1S Dual Max (20in)					
A-1	80	86/74	\$950	10	PT4 EV
R1S Dual Max (22in)					
A-1	84	91/77	\$900	10	PT4 EV
R1S Dual Standard (20in)					
A-1	79	85/72	\$950	10	PT4 EV
R1S Dual Standard (22in)					
A-1	85	92/77	\$900	10	PT4 EV
R1S Performance Dual Large (20in)					
A-1	79	85/72	\$950	10	EV
R1S Performance Dual Large (22in)					
A-1	85	94/77	\$900	10	EV
R1S Performance Dual Large Plus (20in)					
A-1	78	85/72	\$950	10	EV
R1S Performance Dual Large Plus (22in)					
A-1	82	89/75	\$900	10	EV
R1S Performance Dual Max (20in)					
A-1	80	86/74	\$950	10	PT4 EV
R1S Performance Dual Max (22in)					
A-1	84	91/77	\$900	10	PT4 EV
R1S Quad Max (20in AT)					
A-1	67	71/63	\$1,150	10	EV

Manufacturer Model Configuration (trans, eng size, cyl)	MPG		Annual Fuel Cost	GHG Rating	Notes
	Comb	City/Hwy			
R1S Quad Max (22in UHP)					
A-1	71	75/67	\$1,050	10	EV
R1S Quad Max (22in)					
A-1	76	80/71	\$1,000	10	EV
R1S Tri Max (22in)					
A-1	76	81/70	\$1,000	10	EV
ROLLS-ROYCE					
Cullinan					
A-S8, 6.7L, 12cyl	14	12/19	\$5,850	2	PT
Cullinan Black Badge					
A-S8, 6.7L, 12cyl	14	12/19	\$5,850	2	PT
SUBARU					
Ascent					
AV-S8, 2.4L, 4cyl	22	19/26	\$3,050	4	T
Ascent Limited/Touring/Onyx AWD					
AV-S8, 2.4L, 4cyl	21	19/25	\$3,200	4	T
TESLA					
Model X					
A-1	105	110/99	\$700	10	EV
Model X Plaid					
A-1	100	105/94	\$750	10	EV
TOYOTA					
4Runner 4WD					
A-S8, 2.4L, 4cyl	21	19/25	\$3,200	4	T PT4
A-S8, 2.4L, 4cyl	21	20/24	\$3,200	4	T SS
4Runner Hybrid 4WD					
A-S8, 2.4L, 4cyl	23	23/24	\$2,950	5	T PT4 HEV SS
A-S8, 2.4L, 4cyl	23	22/24	\$2,950	5	T HEV SS
Grand Highlander AWD LE/XLE					
A-S8, 2.4L, 4cyl	23	21/27	\$2,950	5	T SS
Grand Highlander AWD Limited/Platinum					
A-S8, 2.4L, 4cyl	22	20/26	\$3,050	4	T SS
Grand Highlander Hybrid AWD					
A-S6, 2.4L, 4cyl	27	26/27	\$2,500	5	T HEV SS
AV-S6, 2.5L, 4cyl	34	36/32	\$2,000	6	HEV SS
Highlander Hybrid AWD					
AV-S6, 2.5L, 4cyl	35	35/35	\$1,950	6	HEV SS
Highlander Hybrid AWD LTD/PLAT					
AV-S6, 2.5L, 4cyl	35	35/34	\$1,950	6	HEV SS
Land Cruiser					
A-S8, 2.4L, 4cyl	23	22/25	\$3,550	5	PRT HEV SS
Sequoia 4WD					
A-S10, 3.4L, 6cyl	20	19/22	\$3,400	4	T PT4 HEV SS
A-S10, 3.4L, 6cyl	20	19/22	\$4,100	4	PRT PT4 HEV SS
VOLVO					
EX90 Twin Motor					
A-1	86	90/82	\$900	10	EV
EX90 Twin Motor (21 Inch Wheels)					
A-1	88	92/84	\$850	10	EV

Manufacturer Model Configuration (trans, eng size, cyl)	MPG		Annual Fuel Cost	GHG Rating	Notes
	Comb	City/Hwy			
EX90 Twin Motor Performance					
A-1	86	90/82	\$900	10	EV
EX90 Twin Motor Performance (21 Inch Wheels)					
A-1	88	92/84	\$850	10	EV
XC90 B5 AWD					
A-S8, 2.0L, 4cyl	24	22/27	\$3,400	5	PR T MHEV SS
XC90 B6 AWD					
A-S8, 2.0L, 4cyl	23	20/26	\$3,550	5	PR T S MHEV SS
XC90 T8 AWD					
A-S8, 2.0L, 4cyl	See page 49.				PR T PHEV SS

DIESEL VEHICLES

Diesel-powered vehicles are typically more fuel efficient than comparable vehicles powered by gasoline. Diesel engines are inherently more energy-efficient, and diesel fuel contains roughly 10%–15% more energy per gallon than gasoline. In addition, new advances in diesel

engine technology have improved performance, reduced engine noise and fuel odor, and decreased levels of air pollutants. Ultra-low sulfur diesel fuels also help reduce pollutants released from these vehicles.



Manufacturer Model Configuration (trans, eng size, cyl)	MPG		Annual Fuel Cost	GHG Rating	Notes
	Comb	City/Hwy			

STANDARD PICKUP TRUCKS 2WD

CHEVROLET

Silverado 2WD

A-10, 3.0L, 6cyl	25	23/28	\$3,400	4	DTSS
------------------	----	-------	---------	---	------

GMC

Sierra 2WD

A-10, 3.0L, 6cyl	25	23/28	\$3,400	4	DTSS
------------------	----	-------	---------	---	------

STANDARD PICKUP TRUCKS 4WD

CHEVROLET

Silverado (with Sport Mode) 4WD

A-10, 3.0L, 6cyl	24	22/26	\$3,500	4	DTSS
------------------	----	-------	---------	---	------

Silverado 4WD

A-10, 3.0L, 6cyl	23	22/25	\$3,700	4	DTSS
------------------	----	-------	---------	---	------

Silverado 4WD ZR2 (Sport/Off Road)

A-10, 3.0L, 6cyl	21	20/23	\$4,050	4	DTSS
------------------	----	-------	---------	---	------

Silverado Mud Terrain Tires 4WD

A-10, 3.0L, 6cyl	23	21/24	\$3,700	4	DTSS
------------------	----	-------	---------	---	------

Silverado Mud Terrain Tires 4WD (Sport/off road)

A-10, 3.0L, 6cyl	23	21/24	\$3,700	4	DTSS
------------------	----	-------	---------	---	------

GMC

Sierra 4WD

A-10, 3.0L, 6cyl	24	22/26	\$3,500	4	DTSS
------------------	----	-------	---------	---	------

Sierra 4WD AT4X

A-10, 3.0L, 6cyl	19	19/20	\$4,450	3	DTSS
------------------	----	-------	---------	---	------

Sierra Mud Terrain Tires 4WD

A-10, 3.0L, 6cyl	23	21/24	\$3,700	4	DTSS
------------------	----	-------	---------	---	------

Manufacturer Model Configuration (trans, eng size, cyl)	MPG		Annual Fuel Cost	GHG Rating	Notes
	Comb	City/Hwy			

STANDARD SPORT UTILITY VEHICLES 2WD

CHEVROLET

Suburban 2WD

A-10, 3.0L, 6cyl	23	21/26	\$3,700	4	DTSS
------------------	----	-------	---------	---	------

Tahoe 2WD

A-10, 3.0L, 6cyl	24	22/26	\$3,500	4	DTSS
------------------	----	-------	---------	---	------

GMC

Yukon 2WD

A-10, 3.0L, 6cyl	23	21/26	\$3,700	4	DTSS
------------------	----	-------	---------	---	------

Yukon XL 2WD

A-10, 3.0L, 6cyl	23	21/26	\$3,700	4	DTSS
------------------	----	-------	---------	---	------

STANDARD SPORT UTILITY VEHICLES 4WD

CHEVROLET

Suburban 4WD

A-10, 3.0L, 6cyl	22	20/24	\$3,850	4	DTSS
------------------	----	-------	---------	---	------

Tahoe 4WD

A-10, 3.0L, 6cyl	22	20/24	\$3,850	4	DTSS
------------------	----	-------	---------	---	------

GMC

Yukon 4WD

A-10, 3.0L, 6cyl	22	20/24	\$3,850	4	DTSS
------------------	----	-------	---------	---	------

Yukon XL 4WD

A-10, 3.0L, 6cyl	22	20/24	\$3,850	4	DTSS
------------------	----	-------	---------	---	------

ALL-ELECTRIC VEHICLES

All-electric vehicles (EVs) are propelled by one or more electric motors powered by a rechargeable battery. EVs are energy efficient and emit no tailpipe pollutants, although the power plant producing the electricity may emit pollution.

Electric motors have several performance benefits. They are quiet, have instant torque for quick acceleration, enable regenerative braking, and require less maintenance than internal combustion engines.

Current EVs typically have a shorter driving range than comparable gasoline or hybrid vehicles, and their range is more sensitive to driving

style, driving conditions, and accessory use. Fully recharging the battery can take several hours—though a “fast charge” to 80% capacity may take as little as 30 minutes. Charging options outside the home are expanding. More than 75,000 public charging stations with over 223,000 charging ports are available, along with more than 1,900 workplace charging stations with over 15,000 charging ports. EVs are typically more expensive than comparable conventional vehicles and hybrids due to the cost of the large battery. However, as manufacturers continue to improve the driving range and reduce the cost of these vehicles, they are becoming more practical and affordable for a wider range of consumers.



Model	Motor	Battery Type	Fuel Economy (comb/city/hwy)		Driving Range* (miles)	Charge Time (hrs @ 240 V)	Annual Fuel Cost	GHG Rating
			MPGe	kWh/100 mi				
TWO-SEATER CARS								
BUGATTI RIMAC								
Nevera R	226 and 550 kW AC Induction	Li-lon	51/50/51	66/67/66	174	17.6	\$1,500	10
MINICOMPACT CARS								
FIAT								
500e	87 kW DCPM	Li-lon	116/127/104	29/27/32	149	6.2	\$650	10
500e All Season	87 kW DCPM	Li-lon	110/121/100	31/28/34	141	6.2	\$700	10
COMPACT CARS								
AUDI								
RS e-tron GT Performance	176, 252 and 415 kW PSM 3-Phase	Li-lon	84/85/82	40/39/41	278	15.5	\$900	10
S e-tron GT (20 inch wheels)	176, 252 and 415 kW PSM 3-Phase	Li-lon	90/91/88	38/37/38	300	15.5	\$850	10
S e-tron GT (21 inch wheels)	176, 252 and 415 kW PSM 3-Phase	Li-lon	88/89/85	38/38/39	294	15.5	\$850	10
BMW								
i4 eDrive35 Gran Coupe (19 inch Wheels)	210 kW EESM	Li-lon	109/113/105	31/30/32	251	7	\$700	10
i4 eDrive40 Gran Coupe (18 inch wheels)	250 kW EESM	Li-lon	118/121/115	29/28/29	333	9	\$650	10
i4 eDrive40 Gran Coupe (19 inch Wheels)	250 kW EESM	Li-lon	108/112/105	31/30/32	307	9	\$700	10
i4 M60 xDrive Gran Coupe (19 inch Wheels)	200 and 250 kW EESM	Li-lon	98/99/96	34/34/35	278	9	\$750	10
i4 M60 xDrive Gran Coupe (20 inch Wheels)	200 and 250 kW EESM	Li-lon	81/82/80	41/41/42	232	9	\$950	10
i4 xDrive40 Gran Coupe (18 inch Wheels)	190 and 230 kW EESM	Li-lon	101/99/103	33/34/33	287	8	\$750	10
i4 xDrive40 Gran Coupe (19 inch Wheels)	190 and 230 kW EESM	Li-lon	94/93/95	36/36/36	268	8	\$800	10
i5 eDrive40 Sedan (19 inch Wheels)	250 kW EESM	Li-lon	110/114/106	31/30/32	310	8	\$700	10
i5 eDrive40 Sedan (20 inch Wheels)	250 kW EESM	Li-lon	106/110/102	32/31/33	300	8	\$700	10
i5 eDrive40 Sedan (21 inch Wheels)	250 kW EESM	Li-lon	98/102/93	34/33/36	278	8	\$800	10
i5 M60 xDrive Sedan (19 inch Wheels)	192 and 250 kW EESM	Li-lon	99/100/98	34/34/35	277	8	\$750	10
i5 M60 xDrive Sedan (20 inch Wheels)	192 and 250 kW EESM	Li-lon	94/96/92	36/35/37	266	8	\$800	10
i5 M60 xDrive Sedan (21 inch Wheels)	192 and 250 kW EESM	Li-lon	91/92/89	37/37/38	259	8	\$850	10
i5 xDrive40 Sedan (19 inch Wheels)	190 and 230 kW EESM	Li-lon	98/99/97	34/34/35	278	8	\$750	10
i5 xDrive40 Sedan (20 inch Wheels)	190 and 230 kW EESM	Li-lon	96/97/94	35/35/36	272	8	\$800	10
i5 xDrive40 Sedan (21 inch Wheels)	190 and 230 kW EESM	Li-lon	91/92/88	37/36/38	259	8	\$850	10
MERCEDES-BENZ								
CLA250 Plus with EQ Tech	200 kW ACPM 3-Phase	Li-lon	109/112/105	31/30/32	317	8.8	\$700	10
CLA250 Plus with EQ Tech (R22)	200 kW ACPM 3-Phase	Li-lon	126/127/124	27/26/27	374	8.8	\$600	10
CLA350 4matic with EQ Tech	81 and 210 kW ACPM 3-Phase	Li-lon	118/120/115	29/28/29	312	8.8	\$650	10
PORSCHE								
Taycan 4 Perf Battery Plus	175 and 503 kW ACPM	Li-lon	87/89/85	39/38/40	294	13	\$850	10
Taycan 4S Perf Battery Plus	150 and 201 kW ACPM	Li-lon	87/89/85	39/38/40	295	13	\$850	10
Taycan 4S Perf Battery Plus 19in All-Season (M+S)	150 and 175 kW ACPM	Li-lon	93/94/92	36/36/37	315	13	\$800	10
Taycan 4S Performance Battery	235 and 254 kW ACPM	Li-lon	88/90/85	38/37/40	252	11.5	\$850	10
Taycan GTS	234 and 503 kW ACPM	Li-lon	86/88/85	39/38/40	293	13	\$900	10
Taycan Performance Battery	300 and 320 kW ACPM	Li-lon	91/94/88	37/36/38	274	11.5	\$850	10
Taycan Turbo	234 and 554 kW ACPM	Li-lon	86/88/83	39/38/40	292	13	\$900	10
Taycan Turbo GT	190 and 254 kW ACPM	Li-lon	82/86/78	41/39/43	276	13	\$900	10
Taycan Turbo GT with Weissach Package	234 and 503 kW ACPM	Li-lon	81/85/76	42/40/44	269	13	\$950	10
Taycan Turbo S	150 and 201 kW ACPM	Li-lon	79/80/78	43/42/43	266	13	\$950	10
ROLLS-ROYCE								
Spectre (22 inch Wheels)	190 and 360 kW EESM	Li-lon	77/74/82	44/46/41	277	10	\$1,000	10
Spectre (23 inch Wheels)	190 and 360 kW EESM	Li-lon	70/67/75	48/50/45	253	10	\$1,100	10
Spectre Black Badge (22 inch Wheels)	190 and 360 kW EESM	Li-lon	74/70/80	45/48/42	266	10	\$1,000	10
Spectre Black Badge (23 inch Wheels)	190 and 360 kW EESM	Li-lon	70/67/74	48/50/46	251	10	\$1,100	10
MIDSIZE CARS								
GENESIS								
Electrified G80	136 kW PMSM	Li-lon	96/99/93	35/34/36	300	10.3	\$800	10

Model	Motor	Battery Type	Fuel Economy (comb/city/hwy)		Driving Range* (miles)	Charge Time (hrs @ 240 V)	Annual Fuel Cost	GHG Rating
			MPGe	kWh/100 mi				
MERCEDES-BENZ								
AMG EQE 4matic Plus	165 and 295 kW ACPM 6-Phase	Li-Ion	70/69/71	48/49/48	220	10.8	\$1,100	10
EQE 320 4matic	78 and 157 kW ACPM 6-Phase	Li-Ion	86/87/85	39/39/39	267	10.8	\$900	10
EQE 320 Plus	235 kW ACPM 6-Phase	Li-Ion	94/94/94	36/36/36	308	11.5	\$800	10

PORSCHE

Taycan 4 Cross Turismo	175 and 254 kW ACPM	Li-Ion	81/84/79	42/40/43	277	13	\$950	10
Taycan 4S Cross Turismo	201 and 503 kW ACPM	Li-Ion	80/82/77	42/41/44	272	13	\$950	10
Taycan GTS Sport Turismo	234 and 415 kW ACPM	Li-Ion	82/84/80	41/40/42	279	13	\$900	10
Taycan Turbo Cross Turismo	175 and 234 kW ACPM	Li-Ion	78/80/76	43/42/44	265	13	\$950	10
Taycan Turbo S Cross Turismo	150 and 234 kW ACPM	Li-Ion	77/79/75	44/43/45	261	13	\$1,000	10

TESLA

Model 3 Performance	88 and 208 kW AC Induction	Li-Ion	114/120/107	30/28/31	309	12	\$650	10
Model 3 Performance AWD	88 and 208 kW ACPM 3-Phase	Li-Ion	111/117/106	30/29/32	314	12	\$700	10
Model 3 Premium AWD	88 and 208 kW AC Induction	Li-Ion	128/133/122	26/25/28	346	11.7	\$600	10
Model 3 Premium RWD	225 kW ACPM 3-Phase	Li-Ion	137/145/128	25/23/26	363	11.7	\$550	10
Model 3 Standard RWD	225 kW ACPM 3-Phase	Li-Ion	139/147/130	24/23/26	321	12.1	\$550	10

LARGE CARS

BMW

i7 eDrive50 Sedan (19 inch Wheels)	335 kW EESM	Li-Ion	88/85/93	38/40/36	314	10	\$850	10
i7 eDrive50 Sedan (20 inch Wheels)	335 kW EESM	Li-Ion	85/82/88	40/41/38	301	10	\$900	10
i7 eDrive50 Sedan (21 inch Wheels)	335 kW EESM	Li-Ion	87/84/90	39/40/37	307	10	\$900	10
i7 M70 xDrive Sedan (20 inch Wheels)	190 and 360 kW EESM	Li-Ion	75/72/78	45/47/43	267	10	\$1,000	10
i7 M70 xDrive Sedan (21 inch Wheels)	190 and 360 kW EESM	Li-Ion	79/77/83	42/44/41	285	10	\$950	10
i7 xDrive60 Sedan (19 inch Wheels)	190 and 230 kW EESM	Li-Ion	88/85/91	38/39/37	311	10	\$850	10
i7 xDrive60 Sedan (20 inch Wheels)	190 and 230 kW EESM	Li-Ion	83/81/85	41/42/39	296	10	\$900	10
i7 xDrive60 Sedan (21 inch Wheels)	190 and 230 kW EESM	Li-Ion	87/85/89	39/40/38	308	10	\$850	10

DODGE

Charger Daytona R/T AWD 245/55ZR18	250 and 250 kW DCPM	Li-Ion	85/91/78	40/37/43	263	10	\$900	10
Charger Daytona R/T AWD 255/45R20	250 and 250 kW DCPM	Li-Ion	95/100/89	36/34/38	295	10	\$800	10
Charger Daytona R/T AWD 275/40R20	250 and 250 kW DCPM	Li-Ion	83/89/76	41/38/44	258	10	\$900	10
Charger Daytona R/T AWD 305/35ZR20	250 and 250 kW DCPM	Li-Ion	86/93/79	39/36/43	267	10	\$900	10
Charger Daytona Scat Pack AWD 305/35ZR20	250 and 250 kW DCPM	Li-Ion	86/93/79	39/36/43	267	10	\$900	10
Charger Daytona Scat Pack AWD 325/35ZR20 Rear	250 and 230 kW DCPM	Li-Ion	72/77/68	47/44/50	223	10	\$1,050	10
Charger Daytona Scat Pack AWD 325/35ZR20 Rear A/S	250 and 250 kW DCPM	Li-Ion	78/82/73	43/41/46	241	10	\$1,000	10

LUCID

Air G Touring XR AWD with 20 inch wheels	178 and 433 kW ACPM	Li-Ion	120/122/117	28/28/29	480	13	\$650	10
Air G Touring XR AWD with 21 inch wheels	178 and 433 kW ACPM	Li-Ion	112/114/109	30/30/31	446	13	\$700	10
Air G Touring XR AWD with 19 inch wheels	178 and 433 kW ACPM	Li-Ion	128/129/126	26/26/27	512	13	\$600	10
Air Pure RWD with 19 inch wheels	330 kW ACPM	Li-Ion	146/149/142	23/23/24	420	10	\$500	10
Air Pure RWD with 20 inch wheels	330 kW ACPM	Li-Ion	129/132/125	26/25/27	372	10	\$600	10
Air Sapphire AWD	310 kW ACPM	Li-Ion	105/108/101	32/31/33	427	13	\$700	10
Air Touring AWD with 19 inch wheels	178 and 433 kW ACPM	Li-Ion	134/136/132	25/25/26	431	10	\$550	10
Air Touring AWD with 20 inch wheels	178 and 433 kW ACPM	Li-Ion	123/126/121	27/27/28	396	10	\$600	10

MERCEDES-BENZ

EQS 450 4matic	135 and 265 kW ACPM 6-Phase	Li-Ion	92/91/93	37/37/36	367	12.8	\$850	10
EQS 450 Plus	265 kW ACPM 6-Phase	Li-Ion	98/98/98	34/34/34	390	14	\$750	10
EQS 580 4matic	135 and 265 kW ACPM 6-Phase	Li-Ion	93/93/93	36/36/36	371	11.5	\$800	10

TESLA

Model S	243 and 248 kW ACPM 3-Phase	Li-Ion	124/132/116	27/26/29	410	9.7	\$600	10
Model S Plaid	250 kW ACPM 3-Phase	Li-Ion	110/114/105	31/29/32	368	12	\$700	10
Model S Plaid (21in wheels)	250 kW ACPM 3-Phase	Li-Ion	93/97/89	36/35/38	309	12	\$800	10

Model	Motor	Battery Type	Fuel Economy (comb/city/hwy)		Driving Range* (miles)	Charge Time (hrs @ 240 V)	Annual Fuel Cost	GHG Rating
			MPGe	kWh/100 mi				
SMALL STATION WAGONS								
CADILLAC								
CELESTIQ	205 and 260 kW ACPM	Li-Ion	81/84/77	42/40/44	303	8	\$950	10
NISSAN								
LEAF 75kWh (18 inch alloy Wheels)	160 kW AC 3-phase	Li-Ion	114/122/105	30/28/32	288	12	\$700	10
LEAF 75kWh (18 inch steel Wheels)	160 kW AC 3-phase	Li-Ion	121/131/111	28/26/30	303	12	\$650	10
LEAF 75kWh (19 inch Wheels)	160 kW AC 3-phase	Li-Ion	103/110/96	33/31/35	259	12	\$750	10
MIDSIZE STATION WAGONS								
MERCEDES-BENZ								
AMG EQE 4matic Plus (SUV)	165 and 295 kW ACPM 6-Phase	Li-Ion	74/76/72	46/44/47	230	10.8	\$1,000	10
EQE 320 4matic (SUV)	78 and 257 kW ACPM 6-Phase	Li-Ion	81/84/78	42/40/43	253	10.8	\$950	10
EQE 320 Plus (SUV)	235 kW ACPM 6-Phase	Li-Ion	93/98/87	36/34/39	302	11.5	\$800	10
STANDARD PICKUP TRUCKS 2WD								
TESLA								
Cybertruck Long Range (20in Cyber wheels)	240 kW ACPM 3-Phase	Li-Ion	78/89/67	43/38/50	335	12	\$1,000	10
STANDARD PICKUP TRUCKS 4WD								
CHEVROLET								
Silverado EV 14-mod battery, 11kW 15-mode charger	255 and 256 kW ACPM	Li-Ion	67/74/60	50/45/56	283	13.3	\$1,150	10
Silverado EV 14-mod battery, 11kW 6-mode charger	255 and 256 kW ACPM	Li-Ion	68/75/61	50/45/55	286	13.3	\$1,100	10
Silverado EV 20-mod battery, 11kW 15-mode charger	255 and 256 kW ACPM	Li-Ion	68/75/61	50/45/55	410	18.6	\$1,100	10
Silverado EV 20-mod battery, 19kW 15-mode charger	255 and 256 kW ACPM	Li-Ion	64/69/59	52/49/57	385	11.5	\$1,200	10
Silverado EV 20-mod battery, 19kW 6-mode charger	255 and 256 kW ACPM	Li-Ion	70/78/63	48/43/53	424	11.5	\$1,100	10
Silverado EV 24-mod battery, 19kW 6-mode charger	255 and 256 kW ACPM	Li-Ion	68/75/61	49/45/55	493	13.8	\$1,100	10
GMC								
Sierra EV 14-mod battery, 11kW 15-mode charger	255 and 256 kW ACPM	Li-Ion	67/74/60	50/45/56	283	13.3	\$1,150	10
Sierra EV 20-mod battery, 11kW 15-mode charger	255 and 256 kW ACPM	Li-Ion	68/75/61	50/45/55	410	18.6	\$1,100	10
Sierra EV 20-mod battery, 19kW 15-mode charger	255 and 256 kW ACPM	Li-Ion	64/69/59	52/49/57	385	11.5	\$1,200	10
RIVIAN								
R1T All-Terrain Dual Large (20in)	264 kW ACPM	Li-Ion	76/82/70	44/41/48	289	12	\$1,000	10
R1T All-Terrain Dual Large Plus (20in)	264 kW ACPM	Li-Ion	72/76/67	47/44/50	292	12	\$1,050	10
R1T All-Terrain Dual Max (20in)	264 kW ACPM	Li-Ion	78/82/73	43/41/46	370	15	\$950	10
R1T All-Terrain Performance Dual Large (20in)	264 kW ACPM	Li-Ion	76/82/70	44/41/48	289	12	\$1,000	10
R1T All-Terrain Performance Dual Large Plus (20in)	264 kW ACPM	Li-Ion	72/76/67	47/44/50	292	12	\$1,050	10
R1T All-Terrain Performance Dual Max (20in)	264 kW ACPM	Li-Ion	78/82/73	43/41/46	370	15	\$950	10
R1T All-Terrain Tri Max (20in)	201 and 233 kW ACPM	Li-Ion	68/72/63	50/47/53	329	15	\$1,100	10
R1T Dual Large (20in)	264 kW ACPM	Li-Ion	79/85/72	43/40/47	300	12	\$950	10
R1T Dual Large (22in)	264 kW ACPM	Li-Ion	85/94/77	39/36/44	329	12	\$900	10
R1T Dual Large Plus (20in)	264 kW ACPM	Li-Ion	78/85/72	43/40/47	317	12	\$950	10
R1T Dual Large Plus (22in)	264 kW ACPM	Li-Ion	82/89/75	41/38/45	330	12	\$900	10
R1T Dual Max (20in)	264 kW ACPM	Li-Ion	80/86/74	42/39/46	380	15	\$950	10
R1T Dual Max (22in)	264 kW ACPM	Li-Ion	87/93/80	39/36/42	420	15	\$850	10
R1T Dual Standard (20in)	208 kW ACPM	Li-Ion	79/85/72	43/40/47	258	9.5	\$950	10
R1T Dual Standard (22in)	208 kW ACPM	Li-Ion	85/92/77	40/37/44	270	9.5	\$900	10
R1T Performance Dual Large (20in)	264 kW ACPM	Li-Ion	79/85/72	43/40/47	300	12	\$950	10
R1T Performance Dual Large (22in)	264 kW ACPM	Li-Ion	85/94/77	39/36/44	329	12	\$900	10
R1T Performance Dual Large Plus (20in)	208 kW ACPM	Li-Ion	78/85/72	43/40/47	317	12	\$950	10
R1T Performance Dual Large Plus (22in)	264 kW ACPM	Li-Ion	82/89/75	41/38/45	330	12	\$900	10
R1T Performance Dual Max (20in)	264 kW ACPM	Li-Ion	80/86/74	42/39/46	380	15	\$950	10
R1T Performance Dual Max (22in)	264 kW ACPM	Li-Ion	87/93/80	39/36/42	420	15	\$850	10
R1T Quad Max (20in AT)	201 kW ACPM	Li-Ion	67/71/63	50/47/53	325	14	\$1,150	10
R1T Quad Max (22in UHP)	201 kW ACPM	Li-Ion	71/75/67	47/45/51	338	14	\$1,050	10
R1T Quad Max (22in)	201 kW ACPM	Li-Ion	76/80/71	44/42/47	374	14	\$1,000	10
R1T Tri Max (22in)	201 and 233 kW ACPM	Li-Ion	76/81/70	45/42/48	371	15	\$1,000	10

Model	Motor	Battery Type	Fuel Economy (comb/city/hwy)		Driving Range* (miles)	Charge Time (hrs @ 240 V)	Annual Fuel Cost	GHG Rating
			MPGe	kWh/100 mi				
TESLA								
Cybertruck AWD	223 and 226 kW ACPM 3-Phase	Li-Ion	79/85/72	43/40/47	325	11.7	\$950	10
SMALL SPORT UTILITY VEHICLES 2WD								
CADILLAC								
LYRIQ (11 kW Charger)	255 kW DCPM	Li-Ion	92/100/83	37/34/41	326	11.2	\$850	10
LYRIQ (19 kW Charger)	255 kW DCPM	Li-Ion	91/100/83	37/34/41	326	7	\$850	10
CHEVROLET								
Blazer EV FWD	180 kW ACPM	Li-Ion	104/114/95	32/30/36	312	9.5	\$750	10
Blazer EV FWD 22 inch tire	180 kW ACPM	Li-Ion	95/103/86	36/33/39	283	9.5	\$800	10
Equinox EV FWD	180 kW AC Induction	Li-Ion	108/117/100	31/29/34	319	9.5	\$700	10
FORD								
Mustang Mach-E RWD	197 kW ACPM	Li-Ion	107/111/103	31/30/33	260	7.8	\$700	10
Mustang Mach-E RWD Extended	207 kW ACPM	Li-Ion	110/115/104	31/29/32	320	9.6	\$700	10
GENESIS								
GV60 RWD	168 kW PMSM	Li-Ion	110/119/101	31/28/33	306	8.1	\$700	10
HYUNDAI								
Ioniq 5 Robo taxi	168 kW PMSM	Li-Ion	71/73/69	48/46/49	168	10.3	\$1,050	10
Ioniq 5 RWD	168 kW PMSM	Li-Ion	114/129/100	30/26/34	318	9.1	\$700	10
Ioniq 5 Standard range	125 kW PMSM	Li-Ion	115/131/100	29/26/34	245	6.3	\$650	10
KIA								
EV6 Long Range RWD	168 kW PMSM	Li-Ion	114/128/101	30/26/33	319	9	\$650	10
EV6 Standard Range RWD	125 kW PMSM	Li-Ion	115/128/103	29/26/33	237	6.2	\$650	10
Niro Electric	150 kW PMSM (IPM)	Li-Ion	113/126/101	30/27/33	253	7.5	\$700	10
LEXUS								
RZ 350e FWD (18 inch wheels)	167 kW AC Synchronous	Li-Ion	126/136/115	27/25/29	301	8	\$600	10
RZ 350e FWD (20 inch wheels)	167 kW AC Synchronous	Li-Ion	120/129/110	28/26/31	284	8	\$650	10
NISSAN								
ARIYA FWD 63kWh	160 kW AC 3-phase	Li-Ion	101/109/94	33/31/36	216	10	\$750	10
ARIYA FWD 87kWh	178 kW AC 3-phase	Li-Ion	98/105/91	34/32/37	289	14	\$750	10
PORSCHE								
Macan Electric	280 kW ACPM	Li-Ion	97/106/89	35/32/38	309	11.5	\$800	10
SUBARU								
Uncharted	167 kW AC Synchronous	Li-Ion	129/140/118	26/24/29	308	8	\$600	10
TESLA								
Model Y Long Range RWD	228 and 243 kW ACPM	Li-Ion	134/144/123	25/23/27	357	10	\$550	10
Model Y Standard RWD (18in Wheels)	228 and 243 kW ACPM 3-Phase	Li-Ion	138/148/129	24/23/26	321	10	\$550	10
Model Y Standard RWD (19in Wheels)	228 and 243 kW ACPM 3-Phase	Li-Ion	131/142/120	26/24/28	303	10	\$600	10
TOYOTA								
bZ (energy capacity 191 Ah)	167 kW AC Synchronous	Li-Ion	131/143/119	26/24/28	314	8	\$550	10
bZ (energy capacity 200 Ah)	167 kW AC Synchronous	Li-Ion	130/144/117	26/23/29	236	6	\$600	10
bZ LIMITED (energy capacity 191 Ah)	167 kW AC Synchronous	Li-Ion	125/138/113	27/24/30	299	8	\$600	10
bZ LIMITED (energy capacity 200 Ah)	167 kW AC Synchronous	Li-Ion	123/134/111	27/25/30	296	8	\$600	10
VOLKSWAGEN								
ID.4	210 kW ACPM 3-Phase	Li-Ion	113/122/104	30/28/33	291	8	\$650	10
VOLVO								
EX40	185 kW PMSM	Li-Ion	106/118/95	32/29/35	298	8	\$700	10
EX30 Single motor extended range	200 kW PMSM	Li-Ion	116/127/104	29/27/32	261	8	\$650	10
EX40	185 kW PMSM	Li-Ion	106/118/94	32/28/36	296	8	\$700	10

Model	Motor	Battery Type	Fuel Economy (comb/city/hwy)		Driving Range* (miles)	Charge Time (hrs @ 240 V)	Annual Fuel Cost	GHG Rating
			MPGe	kWh/100 mi				
SMALL SPORT UTILITY VEHICLES 4WD								
CADILLAC								
LYRIQ AWD	140, 155, 205 and 220 kW ACPM	Li-Ion	85/93/77	40/36/44	303	7	\$900	10
LYRIQ PAWD	155 and 220 kW AC Induction	Li-Ion	89/98/80	38/34/42	319	11.2	\$850	10
LYRIQ PAWD V SERIES (11 kW Charger)	155 and 220 kW AC Induction	Li-Ion	80/87/72	42/39/47	285	11.2	\$950	10
LYRIQ PAWD V SERIES (19 kW Charger)	155 and 220 kW AC Induction	Li-Ion	80/87/72	42/39/47	285	7	\$950	10
CHEVROLET								
Blazer EV AWD	67 and 180 kW AC Induction	Li-Ion	94/102/86	36/33/39	283	9.5	\$800	10
Blazer EV AWD SS	67 and 180 kW AC Induction	Li-Ion	85/92/77	40/36/44	302	11.2	\$900	10
Equinox EV AWD (11 kW Charger)	67 and 180 kW AC Induction	Li-Ion	103/112/95	33/30/36	307	9.5	\$750	10
Equinox EV AWD (19 kW Charger)	67 and 180 kW AC Induction	Li-Ion	96/103/88	35/33/38	288	5.9	\$800	10
FORD								
Mustang Mach-E AWD	242 kW ACPM	Li-Ion	100/104/96	34/32/35	240	7.7	\$750	10
Mustang Mach-E AWD Extended	258 kW ACPM	Li-Ion	104/110/98	32/31/34	300	10.2	\$750	10
Mustang Mach-E GT	179 kW ACPM	Li-Ion	90/95/85	37/35/40	280	9.9	\$850	10
Mustang Mach-E Rally	179 kW ACPM	Li-Ion	84/89/78	40/38/43	255	10	\$900	10
GENESIS								
GV60 AWD (19 inch Wheels)	74 and 160 kW PMSM	Li-Ion	100/107/93	34/31/36	282	9.2	\$750	10
GV60 AWD Advanced (20 inch Wheels)	74 and 160 kW PMSM	Li-Ion	96/102/89	35/33/38	267	9.2	\$800	10
GV60 AWD Performance	160 kW PMSM	Li-Ion	90/97/83	37/35/41	252	9	\$850	10
HYUNDAI								
Ioniq 5 AWD (19 inch Wheels)	74 and 165 kW PMSM	Li-Ion	106/116/96	32/29/35	290	8.2	\$700	10
Ioniq 5 AWD (20 inch Wheels)	74 and 165 kW PMSM	Li-Ion	98/108/88	34/31/39	269	8.2	\$800	10
Ioniq 5 AWD XRT	74 and 165 kW PMSM	Li-Ion	94/103/85	36/33/40	259	8.2	\$800	10
Ioniq 5 N	166 and 282 kW PMSM	Li-Ion	78/84/72	43/40/47	221	8.7	\$950	10
KIA								
EV6 AWD GT	175 and 303 kW PMSM	Li-Ion	83/87/79	41/39/43	231	8.6	\$900	10
EV6 Long Range AWD (19 inch Wheels)	74 and 165 kW PMSM	Li-Ion	106/117/95	32/30/35	295	8.8	\$700	10
EV6 Long Range AWD (20 inch Wheels)	74 and 165 kW PMSM	Li-Ion	97/106/89	35/32/38	270	8.9	\$800	10
LEXUS								
RZ 450e AWD (18 inch wheels)	167 kW AC Synchronous	Li-Ion	110/120/100	31/28/34	264	8	\$700	10
RZ 450e AWD (20 inch wheels - 235/50R20)	167 kW AC Synchronous	Li-Ion	108/117/99	31/29/34	257	8	\$700	10
RZ 450e AWD (20 inch wheels - 235/50R20,255/45R20)	167 kW AC Synchronous	Li-Ion	95/102/87	35/33/39	228	8	\$800	10
RZ 550e AWD	167 kW AC Synchronous	Li-Ion	95/102/88	35/33/38	229	8	\$800	10
MASERATI								
Grecale Folgore (19 inch wheels)	205 kW DCPM	Li-Ion	81/83/78	42/40/43	268	11	\$950	10
Grecale Folgore (21 inch wheels)	205 kW DCPM	Li-Ion	72/75/69	47/45/49	239	11	\$1,050	10
MINI								
Countryman SE ALL4 (18 inch Wheels)	140 and 140 kW EESM	Li-Ion	96/99/94	35/34/36	212	8	\$800	10
Countryman SE ALL4 (19 inch Wheels)	140 and 140 kW EESM	Li-Ion	91/94/88	37/36/38	204	8	\$850	10
NISSAN								
ARIYA e-4ORCE 63kWh	160 kW AC 3-phase	Li-Ion	95/101/89	35/33/38	205	10	\$800	10
ARIYA e-4ORCE 87kWh	160 kW AC 3-phase	Li-Ion	92/97/86	37/35/39	272	13	\$800	10
ARIYA PLATINUM+ e-4ORCE 87kWh 19in. Wheels	160 kW AC 3-phase	Li-Ion	90/93/87	37/36/39	267	14	\$850	10
PORSCHE								
Macan 4 Electric	175, 280 and 495 kW ACPM	Li-Ion	95/104/87	35/33/39	304	11.5	\$800	10
Macan 4S Electric	175, 280 and 495 kW ACPM	Li-Ion	92/99/84	37/34/40	290	11.5	\$850	10
Macan GTS Electric	175, 280 and 495 kW ACPM	Li-Ion	92/99/84	37/34/40	294	11.5	\$850	10
Macan Turbo Electric	175, 280 and 495 kW ACPM	Li-Ion	91/99/84	37/34/40	293	11.5	\$850	10

Model	Motor	Battery Type	Fuel Economy (comb/city/hwy)		Driving Range* (miles)	Charge Time (hrs @ 240 V)	Annual Fuel Cost	GHG Rating
			MPGe	kWh/100 mi				
SUBARU								
Solterra 20 AWD	87 and 167 kW AC Synchronous	Li-Ion	117/128/105	29/26/32	278	8	\$650	10
Solterra AWD	87 and 167 kW AC Synchronous	Li-Ion	120/131/109	28/26/31	288	8	\$650	10
Trailseeker 20 inch AWD	167 kW AC Synchronous	Li-Ion	114/125/103	30/27/33	274	8	\$700	10
Trailseeker AWD	167 kW AC Synchronous	Li-Ion	117/126/107	29/27/31	281	8	\$650	10
Uncharted 20 inch AWD	87 and 167 kW AC Synchronous	Li-Ion	112/123/101	30/27/33	273	8	\$650	10
Uncharted AWD	87 and 167 kW AC Synchronous	Li-Ion	117/127/106	29/26/32	287	8	\$650	10
TESLA								
Model Y Long Range AWD	90 and 200 kW ACPM	Li-Ion	123/130/115	27/26/29	327	8	\$600	10
Model Y Performance AWD	91 and 200 kW ACPM 3-Phase	Li-Ion	105/111/100	32/30/34	306	12.2	\$700	10
Model Y Standard AWD	91 and 200 kW ACPM 3-Phase	Li-Ion	127/133/120	26/25/28	294	8	\$600	10
TOYOTA								
bZ AWD	87 and 167 kW AC Synchronous	Li-Ion	120/131/109	28/26/31	288	8	\$650	10
bZ AWD LIMITED	87 and 167 kW AC Synchronous	Li-Ion	117/128/105	29/26/32	278	8	\$650	10
bZ Woodland AWD 235/60R18	167 kW AC Synchronous	Li-Ion	117/127/107	29/27/31	281	8	\$650	10
bZ Woodland AWD 235/65R18	167 kW AC Synchronous	Li-Ion	109/117/100	31/29/34	260	8	\$700	10
C-HR AWD 18inch	87 and 167 kW AC Synchronous	Li-Ion	117/127/107	29/27/32	287	8	\$650	10
C-HR AWD 20inch	87 and 167 kW AC Synchronous	Li-Ion	112/122/102	30/28/33	273	8	\$650	10
VOLKSWAGEN								
ID.4 AWD	210 kW ACPM 3-Phase	Li-Ion	102/108/96	33/31/35	263	8	\$750	10
VOLVO								
EC40 Twin	110, 135 and 190 kW PMSM	Li-Ion	97/105/88	35/32/38	268	8	\$800	10
EX30 Cross Country (18 Inch Wheels)	115 and 200 kW PMSM	Li-Ion	89/95/83	38/36/41	203	8	\$850	10
EX30 Cross Country (19 Inch Wheels)	115 and 200 kW PMSM	Li-Ion	99/106/92	34/32/37	227	8	\$750	10
EX30 Twin Performance	115 and 200 kW PMSM	Li-Ion	109/116/100	31/29/34	253	8	\$700	10
EX40 Twin	110, 135 and 190 kW PMSM	Li-Ion	94/103/85	36/33/40	260	8	\$800	10
STANDARD SPORT UTILITY VEHICLES 2WD								
ACURA								
ZDX RWD	255 kW ACPM	Li-Ion	91/100/83	37/34/41	327	11.2	\$850	10
AUDI								
Q4 45 e-tron	170 kW Asynchron 3-Phase	Li-Ion	115/125/104	29/27/32	288	12	\$650	10
CADILLAC								
OPTIQ AWD V SERIES 11 kW Charger 15 modes	140, 155, 205 and 220 kW ACPM	Li-Ion	92/103/81	37/33/42	278	9.5	\$800	10
OPTIQ AWD V SERIES 19 kW charger 15 modes	140, 155, 205 and 220 kW ACPM	Li-Ion	83/92/74	41/37/46	250	5.9	\$900	10
OPTIQ RWD (11 kW Charger)	210 and 255 kW ACPM	Li-Ion	105/117/93	32/29/36	317	9.5	\$700	10
OPTIQ RWD (19 kW Charger)	210 and 255 kW ACPM	Li-Ion	105/117/93	32/29/36	317	5.9	\$700	10
HONDA								
Prologue FWD	180 kW ACPM	Li-Ion	104/113/94	33/30/36	308	9.5	\$750	10
HYUNDAI								
Ioniq 9 RWD	160 kW PMSM	Li-Ion	92/103/81	37/33/41	335	11.7	\$850	10
KIA								
EV9 Long Range RWD	160 kW PMSM (IPM)	Li-Ion	89/100/78	38/34/43	305	10.7	\$850	10
EV9 Standard Range RWD	160 kW PMSM (IPM)	Li-Ion	88/101/76	38/34/44	230	8.1	\$850	10

Model	Motor	Battery Type	Fuel Economy (comb/city/hwy)		Driving Range* (miles)	Charge Time (hrs @ 240 V)	Annual Fuel Cost	GHG Rating
			MPGe	kWh/100 mi				
POLESTAR								
3 Long Range Single Motor (20 Inch Wheels)	245 kW PMSM	Li-Ion	95/102/88	35/33/39	286	10	\$800	10
3 Long Range Single Motor (21 Inch Wheels)	245 kW PMSM	Li-Ion	97/105/89	35/32/38	291	10	\$800	10
4 Long Range Single Motor	200 kW PMSM	Li-Ion	95/100/90	35/34/37	310	11	\$800	10
VOLVO								
EX90	245 kW PMSM	Li-Ion	92/97/86	37/35/39	276	10	\$850	10
EX90 (21 Inch Wheels)	245 kW PMSM	Li-Ion	98/104/91	34/32/37	291	10	\$800	10
STANDARD SPORT UTILITY VEHICLES 4WD								
ACURA								
ZDX AWD	155 and 220 kW AC Induction	Li-Ion	89/98/81	38/34/42	323	11.2	\$850	10
ZDX AWD Type S	155 and 220 kW AC Induction	Li-Ion	83/90/76	41/38/44	296	11.2	\$900	10
AUDI								
Q4 55 e-tron quattro	80 and 210 kW Asynchron 3-Phase	Li-Ion	97/105/89	35/32/38	251	9.5	\$800	10
Q4 Sportback 55 e-tron quattro	80 and 210 kW Asynchron 3-Phase	Li-Ion	97/105/89	35/32/38	251	9.5	\$800	10
BMW								
iX M70 (21 inch Wheels)	190 and 360 kW EESM	Li-Ion	80/79/82	42/43/41	303	11	\$950	10
iX M70 (22 inch Wheels)	190 and 360 kW EESM	Li-Ion	76/74/78	44/46/43	284	11	\$1,000	10
iX M70 (23 inch Wheels)	190 and 360 kW EESM	Li-Ion	75/74/76	45/45/44	283	11	\$1,000	10
iX xDrive45 (20 inch Wheels)	190 and 200 kW EESM	Li-Ion	94/94/93	36/36/36	312	10	\$800	10
iX xDrive45 (21 inch Wheels)	190 and 200 kW EESM	Li-Ion	89/91/88	38/37/38	297	10	\$850	10
iX xDrive45 (22 inch Wheels)	190 and 200 kW EESM	Li-Ion	84/85/82	40/40/41	279	10	\$900	10
iX xDrive45 (23 inch Wheels)	190 and 200 kW EESM	Li-Ion	87/89/85	39/38/39	290	10	\$850	10
iX xDrive60 (20 inch Wheels)	190 and 230 kW EESM	Li-Ion	97/99/94	35/34/36	364	11	\$800	10
iX xDrive60 (21 inch Wheels)	190 and 230 kW EESM	Li-Ion	91/92/89	37/37/38	341	11	\$850	10
iX xDrive60 (22 inch Wheels)	190 and 230 kW EESM	Li-Ion	88/90/85	39/38/40	327	11	\$850	10
iX xDrive60 (23 inch Wheels)	190 and 230 kW EESM	Li-Ion	85/87/83	40/39/40	318	11	\$900	10
CADILLAC								
OPTIQ AWD (11 kW Charger)	140, 155, 205 and 220 kW ACPM	Li-Ion	99/110/88	34/31/38	303	9.5	\$750	10
OPTIQ AWD (19 kW Charger)	140, 155, 205 and 220 kW ACPM	Li-Ion	99/110/88	34/31/38	303	5.9	\$750	10
VISTIQ (11 kW Charger)	155 and 220 kW AC Induction	Li-Ion	86/93/78	39/36/43	305	11.2	\$900	10
VISTIQ (19 kW Charger)	155 and 220 kW AC Induction	Li-Ion	86/93/78	39/36/43	300	7	\$900	10
GENESIS								
Electrified GV70 AWD (19 inch Wheels)	160 kW PMSM	Li-Ion	96/103/88	35/33/38	263	8.9	\$800	10
Electrified GV70 AWD (20 inch Wheels)	160 kW PMSM	Li-Ion	88/96/80	38/35/42	243	9	\$850	10
HONDA								
Prologue AWD	67 and 180 kW ACPM	Li-Ion	99/108/90	34/31/37	294	9.5	\$750	10
Prologue AWD	67 and 180 kW ACPM	Li-Ion	95/104/87	35/32/39	283	9.5	\$800	10
HYUNDAI								
Ioniq 9 AWD	66 and 160 kW PMSM	Li-Ion	88/98/78	38/34/43	320	11.6	\$850	10
Ioniq 9 AWD Performance	157 kW PMSM (IPM)	Li-Ion	85/91/79	40/37/43	311	11.5	\$900	10
JEEP								
Wagoneer S AWD (Falken tire)	250 kW DCPM	Li-Ion	93/100/85	36/34/39	294	10	\$800	10
Wagoneer S AWD (Pirelli tire)	250 kW DCPM	Li-Ion	86/90/82	39/37/41	268	10	\$900	10
KIA								
EV9 GT	139 and 235 kW PMSM (IPM)	Li-Ion	78/83/72	43/40/47	260	10.8	\$950	10
EV9 Long Range AWD	141 kW PMSM (IPM)	Li-Ion	84/94/75	40/36/45	283	10.7	\$900	10
EV9 Long Range AWD GT-Line	141 kW PMSM (IPM)	Li-Ion	82/92/72	41/37/47	280	10.5	\$900	10

Model	Motor	Battery Type	Fuel Economy (comb/city/hwy)		Driving Range* (miles)	Charge Time (hrs @ 240 V)	Annual Fuel Cost	GHG Rating
			MPGe	kWh/100 mi				
LUCID								
Gravity Dream w/20F21R wheels (3R)	399 kW ACPM	Li-Ion	99/101/98	34/33/35	420	9.5	\$750	10
Gravity Dream w/21F22R wheels (3R)	399 kW ACPM	Li-Ion	90/91/87	38/37/39	378	9.5	\$850	10
Gravity Dream w/22F23R wheels (3R)	399 kW ACPM	Li-Ion	90/91/87	38/37/39	378	9.5	\$850	10
Gravity GT w/20F21R wheels (2R)	399 kW ACPM	Li-Ion	108/113/103	31/30/33	450	9.5	\$700	10
Gravity GT w/20F21R wheels (3R)	399 kW ACPM	Li-Ion	104/108/100	32/31/34	437	9.5	\$750	10
Gravity GT w/21F22R wheels (2R)	399 kW ACPM	Li-Ion	98/102/94	34/33/36	407	9.5	\$750	10
Gravity GT w/21F22R wheels (3R)	399 kW ACPM	Li-Ion	92/96/89	36/35/38	386	9.5	\$800	10
Gravity GT w/22F23R wheels (2R)	399 kW ACPM	Li-Ion	98/102/94	34/33/36	407	9.5	\$750	10
Gravity GT w/22F23R wheels (3R)	399 kW ACPM	Li-Ion	92/96/89	36/35/38	386	9.5	\$800	10
Gravity Touring w/20F21R wheels	399 kW ACPM	Li-Ion	111/115/106	30/29/32	337	9.5	\$700	10
MERCEDES-BENZ								
EQS 400 4matic (SUV)	135 and 265 kW ACPM 6-Phase	Li-Ion	79/80/78	43/42/43	312	14	\$950	10
EQS 550 4matic (SUV)	135 and 265 kW ACPM 6-Phase	Li-Ion	80/82/78	42/41/43	317	14	\$950	10
EQS 680 4matic Maybach (SUV)	174 and 310 kW ACPM 6-Phase	Li-Ion	84/84/84	40/40/40	300	14	\$900	10
G 580 with EQ Technology	180 kW ACPM 6-Phase	Li-Ion	62/68/56	54/50/60	239	14	\$1,200	10
POLESTAR								
3 Long Range Dual Motor (21 Inch Wheels)	150 and 280 kW PMSM	Li-Ion	90/95/84	38/36/40	312	11	\$850	10
3 Long Range Dual Motor (22 Inch Wheels)	150 and 250 kW PMSM	Li-Ion	81/85/76	42/39/44	281	11	\$950	10
3 Long Range Dual Motor Performance Pack	220 and 280 kW PMSM	Li-Ion	81/85/76	42/39/44	281	11	\$950	10
4 Long Range Dual Motor	200 kW PMSM	Li-Ion	85/90/80	40/38/42	280	11	\$900	10
4 Long Range Dual Motor Performance	200 kW PMSM	Li-Ion	77/80/74	44/42/46	255	11	\$1,000	10
RIVIAN								
R1S All-Terrain Dual Large (20in)	264 kW ACPM	Li-Ion	76/82/70	44/41/48	289	12	\$1,000	10
R1S All-Terrain Dual Large Plus (20in)	264 kW ACPM	Li-Ion	72/76/67	47/44/50	292	12	\$1,050	10
R1S All-Terrain Dual Max (20in)	264 kW ACPM	Li-Ion	78/82/73	43/41/46	370	15	\$950	10
R1S All-Terrain Performance Dual Max (20in)	264 kW ACPM	Li-Ion	78/82/73	43/41/46	370	15	\$950	10
R1S All-Terrain Performance Dual Large (20in)	264 kW ACPM	Li-Ion	76/82/70	44/41/48	289	12	\$1,000	10
R1S All-Terrain Performance Dual Large Plus (20in)	264 kW ACPM	Li-Ion	72/76/67	47/44/50	292	12	\$1,050	10
R1S All-Terrain Tri Max (20in)	201 and 233 kW ACPM	Li-Ion	68/72/63	50/47/53	329	15	\$1,100	10
R1S Dual Large (20in)	264 kW ACPM	Li-Ion	79/85/72	43/40/47	300	12	\$950	10
R1S Dual Large (22in)	264 kW ACPM	Li-Ion	85/94/77	39/36/44	329	12	\$900	10
R1S Dual Large Plus (20in)	264 kW ACPM	Li-Ion	78/85/72	43/40/47	317	12	\$950	10
R1S Dual Large Plus (22in)	264 kW ACPM	Li-Ion	82/89/75	41/38/45	330	12	\$900	10
R1S Dual Max (20in)	264 kW ACPM	Li-Ion	80/86/74	42/39/46	380	15	\$950	10
R1S Dual Max (22in)	264 kW ACPM	Li-Ion	84/91/77	40/37/44	410	15	\$900	10
R1S Dual Standard (20in)	208 kW ACPM	Li-Ion	79/85/72	43/40/47	258	9.5	\$950	10
R1S Dual Standard (22in)	208 kW ACPM	Li-Ion	85/92/77	40/37/44	270	9.5	\$900	10
R1S Performance Dual Large (20in)	264 kW ACPM	Li-Ion	79/85/72	43/40/47	300	12	\$950	10
R1S Performance Dual Large (22in)	264 kW ACPM	Li-Ion	85/94/77	39/36/44	329	12	\$900	10
R1S Performance Dual Large Plus (20in)	264 kW ACPM	Li-Ion	78/85/72	43/40/47	317	12	\$950	10
R1S Performance Dual Large Plus (22in)	264 kW ACPM	Li-Ion	82/89/75	41/38/45	330	12	\$900	10
R1S Performance Dual Max (20in)	264 kW ACPM	Li-Ion	80/86/74	42/39/46	380	15	\$950	10
R1S Performance Dual Max (22in)	264 kW ACPM	Li-Ion	84/91/77	40/37/44	410	15	\$900	10
R1S Quad Max (20in AT)	201 kW ACPM	Li-Ion	67/71/63	50/47/53	325	14	\$1,150	10
R1S Quad Max (22in UHP)	201 kW ACPM	Li-Ion	71/75/67	47/45/51	338	14	\$1,050	10
R1S Quad Max (22in)	201 kW ACPM	Li-Ion	76/80/71	44/42/47	374	14	\$1,000	10
R1S Tri Max (22in)	201 and 233 kW ACPM	Li-Ion	76/81/70	45/42/48	371	15	\$1,000	10
TESLA								
Model X	246 and 251 kW ACPM	Li-Ion	105/110/99	32/31/34	352	14	\$700	10
Model X Plaid	230 kW ACPM 3-Phase	Li-Ion	100/105/94	34/32/36	335	12	\$750	10
VOLVO								
EX90 Twin Motor	130 and 220 kW PMSM	Li-Ion	86/90/82	39/38/41	298	11	\$900	10
EX90 Twin Motor (21 Inch Wheels)	205 and 220 kW PMSM	Li-Ion	88/92/84	38/37/40	305	11	\$850	10
EX90 Twin Motor Performance	205 and 280 kW PMSM	Li-Ion	86/90/82	39/38/41	298	11	\$900	10
EX90 Twin Motor Performance (21 Inch Wheels)	130 and 280 kW PMSM	Li-Ion	88/92/84	38/37/40	305	11	\$850	10

NOTES AND ABBREVIATIONS

* Range for combined city/highway driving (55% city and 45% highway)
AC Induction Alternating current induction motor
ACPM Alternating current permanent magnet motor
DCPM Direct current permanent magnet motor
EESM Externally excited synchronous machine

Li-Ion Lithium-ion
MPGe Miles per gallon gasoline equivalent
PMACS Permanent magnet AC synchronous
PMSM Permanent magnet synchronous motor

PLUG-IN HYBRID VEHICLES

Plug-in hybrid electric vehicles (PHEVs) are hybrids that can be charged by plugging them into an electrical outlet or charging station. Plug-in hybrids can store enough electricity from the power grid to significantly reduce their gasoline consumption under typical driving conditions.

There are two basic plug-in hybrid configurations:

- **Series PHEVs, also called Extended Range Electric Vehicles (EREVs).** The electric motor on these vehicles is the only power source that turns the wheels; the gasoline engine only generates electricity. Series PHEVs can run solely on electricity until the battery needs to be recharged. The gasoline engine will then generate the electricity needed to power the electric motor. For short trips, these vehicles may not use any gasoline.
- **Parallel or Blended PHEVs.** Both the engine and electric motor are mechanically connected to the wheels, and both may propel the vehicle. The vehicle may operate using both electricity and gasoline at the same time, using electricity only, or using gasoline only.

Plug-in hybrids also have different battery capacities, allowing some to travel farther on electricity than others. PHEV fuel economy, like that of EVs and regular hybrids, can be sensitive to driving style, driving conditions, and accessory use. When operating in pure electric mode, PHEVs emit no tailpipe pollutants, although the power plant producing the electricity may emit pollution.

Charging a PHEV's battery typically takes several hours. They can be charged at home or at an increasing number of workplaces or public locations. However, PHEVs don't have to be plugged in to be driven. They can be fueled solely with gasoline, like a conventional hybrid, but they will not achieve maximum range or fuel economy without charging.

Plug-in hybrids use less gasoline and cost less to fuel than conventional hybrids, but they are more expensive to purchase.



Manufacturer, Model, Trans, Eng Size, Cyl, Electric Motor	Fuel	Fuel Economy Combined MPGe	Range (miles)	Total Range* (miles)	Charge Time (hrs @ 240 V)	Annual Fuel Cost	GHG Rating
		Comb / City / Hwy MPG					
TWO-SEATER CARS							
ASTON MARTIN							
Valhalla							
A-8, 4.0L, 8cyl, 112, 112 and 155 kW AC Induction	Electricity + Gasoline	32 MPGe ([56kWh + 1.4 gal]/100 mi)	6	280	2	\$4,650	3
	Premium Gasoline	16 / 14 / 19	275				
FERRARI							
296 GTB							
AM-S8, 2.9L, 6cyl, 60 and 150 kW PMSM	Electricity + Gasoline	47 MPGe ([72kWh + 0 gal]/100 mi) †	8	350	2.5	\$3,850	4
	Premium Gasoline	18 / 16 / 22	340				
296 GTS							
AM-S8, 2.9L, 6cyl, 137 kW PMSM	Electricity + Gasoline	48 MPGe ([71kWh + 0 gal]/100 mi) †	7	330	2.5	\$4,050	4
	Premium Gasoline	18 / 15 / 21	320				
296 Speciale							
AM-S8, 2.9L, 6cyl, 137 kW PMSM	Electricity + Gasoline	44 MPGe ([75kWh + 0 gal]/100 mi) †	7	330	2.5	\$3,850	4
	Premium Gasoline	18 / 16 / 22	320				
296 Speciale A							
AM-S8, 2.9L, 6cyl, 137 kW PMSM	Electricity + Gasoline	44 MPGe ([75kWh + 0 gal]/100 mi) †	7	330	2.5	\$3,850	4
	Premium Gasoline	18 / 16 / 22	320				
MINICOMPACT CARS							
BENTLEY							
Continental GTC							
AM-S8, 4.0L, 8cyl, 140 kW DCPM	Electricity + Gasoline	46 MPGe ([64kWh + 0 gal]/100 mi) †	30	440	3	\$2,400	8
	Premium Gasoline	19 / 17 / 22	410				
SUBCOMPACT CARS							
BENTLEY							
Continental GT							
AM-S8, 4.0L, 8cyl, 140 kW DCPM	Electricity + Gasoline	46 MPGe ([64kWh + 0 gal]/100 mi) †	30	440	3	\$2,400	8
	Premium Gasoline	19 / 17 / 22	410				
MIDSIZE CARS							
BENTLEY							
Flying Spur							
AM-S8, 4.0L, 8cyl, 140 kW DCPM	Electricity + Gasoline	46 MPGe ([64kWh + 0 gal]/100 mi) †	30	440	3	\$2,400	8
	Premium Gasoline	19 / 17 / 22	410				
BMW							
550e xDrive Sedan							
A-S8, 3.0L, 6cyl, 145 kW PMSM	Electricity + Gasoline	68 MPGe ([49kWh + 0 gal]/100 mi) †	34	430	2	\$1,950	9
	Premium Gasoline	25 / 22 / 28	399				
M5 Sedan							
A-S8, 4.4L, 8cyl, 145 kW PMSM	Electricity + Gasoline	47 MPGe ([55kWh + 0.5 gal]/100 mi)	29	280	2	\$3,300	6
	Premium Gasoline	14 / 12 / 19	254				
MERCEDES-BENZ							
AMG E53 Hybrid 4matic Plus							
A-9, 3.0L, 6cyl, 120 kW AC PMSM	Electricity + Gasoline	60 MPGe ([56kWh + 0 gal]/100 mi) †	44	420	2.8	\$1,900	9
	Premium Gasoline	24 / 22 / 27	379				

Manufacturer, Model, Trans, Eng Size, Cyl, Electric Motor	Fuel	Fuel Economy Combined MPGe	Range (miles)	Total Range* (miles)	Charge Time (hrs @ 240 V)	Annual Fuel Cost	GHG Rating
		Comb / City / Hwy MPG					
LARGE CARS							
BMW							
750e xDrive Sedan							
A-S8, 3.0L, 6cyl, 145 kW PMSM	Electricity + Gasoline	70 MPGe ([48kWh + 0 gal]/100 mi) †	35	460	2	\$1,900	9
	Premium Gasoline	24 / 23 / 26	420				
MIDSIZE STATION WAGONS							
BMW							
M5 Touring							
A-S8, 4.4L, 8cyl, 145 kW PMSM	Electricity + Gasoline	54 MPGe ([62kWh + 0 gal]/100 mi) †	25	270	2	\$3,650	6
	Premium Gasoline	13 / 11 / 17	241				
MERCEDES-BENZ							
AMG E53 Hybrid 4matic Plus (station wagon)							
A-9, 3.0L, 6cyl, 120 kW AC PMSM	Electricity + Gasoline	56 MPGe ([59kWh + 0 gal]/100 mi) †	41	400	2.8	\$2,050	9
	Premium Gasoline	22 / 21 / 25	360				
MINIVANS 2WD							
CHRYSLER							
Pacifica Hybrid							
AV, 3.6L, 6cyl, 89 kW AC Induction	Electricity + Gasoline	82 MPGe ([41kWh + 0 gal]/100 mi) †	32	520	2	\$1,450	9
	Gasoline	30 / 29 / 30	487				
SMALL SPORT UTILITY VEHICLES 2WD							
FORD							
Escape FWD PHEV							
AV, 2.5L, 4cyl, 78 kW DCPM	Electricity + Gasoline	101 MPGe ([33kWh + 0 gal]/100 mi) †	37	520	3.2	\$1,100	9
	Gasoline	40 / 42 / 37	483				
KIA							
Niro Plug-in Hybrid							
AM-S6, 1.6L, 4cyl, 67 kW AC PMSM	Electricity + Gasoline	108 MPGe ([31kWh + 0 gal]/100 mi) †	33	510	2.8	\$950	10
	Gasoline	48 / 49 / 47	473				
SMALL SPORT UTILITY VEHICLES 4WD							
HYUNDAI							
Tucson Plug-in Hybrid							
AM-S6, 1.6L, 4cyl, 72 kW AC PMSM	Electricity + Gasoline	77 MPGe ([44kWh + 0 gal]/100 mi) †	32	420	2	\$1,350	9
	Gasoline	35 / 35 / 35	387				
JEEP							
Wrangler 4dr 4xe							
A-8, 2.0L, 4cyl, 100 kW AC Induction	Electricity + Gasoline	49 MPGe ([68kWh + 0 gal]/100 mi) †	22	370	2.4	\$2,450	7
	Gasoline	20 / 20 / 20	346				
KIA							
Sorento Plug-in Hybrid							
AM-S6, 1.6L, 4cyl, 72 kW AC PMSM	Electricity + Gasoline	74 MPGe ([45kWh + 0 gal]/100 mi) †	30	440	3.4	\$1,450	9
	Gasoline	33 / 33 / 34	414				
Sportage Plug-in Hybrid							
AM-S6, 1.6L, 4cyl, 72 kW AC PMSM	Electricity + Gasoline	83 MPGe ([43kWh + 0 gal]/100 mi) †	33	470	2	\$1,300	9
	Gasoline	36 / 35 / 36	441				

Manufacturer, Model, Trans, Eng Size, Cyl, Electric Motor	Fuel	Fuel Economy Combined MPGe	Range (miles)	Total Range* (miles)	Charge Time (hrs @ 240 V)	Annual Fuel Cost	GHG Rating
		Comb / City / Hwy MPG					
LINCOLN							
Corsair AWD PHEV							
AV, 2.5L, 4cyl, 50 and 96 kW DCPM	Electricity + Gasoline Gasoline	76 MPGe ([44kWh + 0 gal]/100 mi) † 33 / 34 / 32	27 393	420	3.2	\$1,450	6
VOLVO							
XC60 T8 AWD							
A-S8, 2.0L, 4cyl, 34 and 107 kW 3-phase Sync.	Electricity + Gasoline Premium Gasoline	63 MPGe ([50kWh + 0 gal]/100 mi) † 28 / 28 / 28	36 521	560	5	\$1,800	9
STANDARD SPORT UTILITY VEHICLES 4WD							
BENTLEY							
Bentayga Hybrid							
A-S8, 3.0L, 6cyl, 100 kW AC Induction	Electricity + Gasoline Premium Gasoline	42 MPGe ([67kWh + 0 gal]/100 mi) † 21 / 19 / 23	20 420	440	3	\$2,650	7
BMW							
X5 xDrive50e							
A-S8, 3.0L, 6cyl, 145 kW PMSM	Electricity + Gasoline Premium Gasoline	60 MPGe ([56kWh + 0 gal]/100 mi) † 22 / 21 / 23	40 401	440	2	\$2,050	9
XM Label							
A-S8, 4.4L, 8cyl, 145 kW PMSM	Electricity + Gasoline Premium Gasoline	47 MPGe ([72kWh + 0 gal]/100 mi) † 14 / 12 / 17	30 270	300	2	\$3,400	6
JEEP							
Grand Cherokee 4xe							
A-8, 2.0L, 4cyl, 100 kW AC Induction	Electricity + Gasoline Gasoline	56 MPGe ([58kWh + 0 gal]/100 mi) † 23 / 23 / 24	26 447	470	3.4	\$2,050	8
LAMBORGHINI							
Urus SE							
A-S8, 4.0L, 8cyl, 141 kW AC 3-Phase	Electricity + Gasoline Premium Gasoline	48 MPGe ([70kWh + 0 gal]/100 mi) † 20 / 19 / 21	35 415	450	4	\$2,500	8
MAZDA							
CX-70 SC 4WD							
A-S8, 2.5L, 4cyl, 68 kW AC PMSM	Electricity + Gasoline Premium Gasoline	61 MPGe ([54kWh + 0 gal]/100 mi) † 26 / 25 / 28	32 488	520	2	\$1,950	9
CX-90 4WD							
A-S8, 2.5L, 4cyl, 68 kW AC PMSM	Electricity + Gasoline Premium Gasoline	56 MPGe ([56kWh + 0.1 gal]/100 mi) 26 / 24 / 28	27 473	500	2	\$2,150	8
MITSUBISHI							
Outlander PHEV							
A-1, 2.4L, 4cyl, 85 and 100 kW DCPM	Electricity + Gasoline Gasoline	73 MPGe ([47kWh + 0 gal]/100 mi) † 27 / 27 / 27	44 377	420	6.5	\$1,500	9
VOLVO							
XC90 T8 AWD							
A-S8, 2.0L, 4cyl, 34 and 107 kW 3-phase Sync.	Electricity + Gasoline Premium Gasoline	58 MPGe ([55kWh + 0 gal]/100 mi) † 27 / 26 / 27	33 499	530	5	\$1,950	9

NOTES AND ABBREVIATIONS

*Total range includes operation on both electricity and gasoline and is rounded to the nearest 10 miles.

†This vehicle did not use any gasoline during charge-depleting (electric) operation during EPA city and highway tests; however, you may use both gasoline and electricity during charge-depleting operation following a full charge.

3-phase Sync.....3-phase synchronous motor

AC..... Alternating current induction motor

DCPM..... Direct current permanent magnet motor

IPMSM..... Interior permanent magnet synchronous motor

MPGe.....Miles per gallon gasoline equivalent

MPK.....Miles per kilogram

PMSM..... Permanent magnet synchronous motor

ETHANOL FLEXIBLE FUEL VEHICLES

Ethanol flexible fuel vehicles (FFVs) are designed by the original manufacturer to operate on gasoline, E85, or any mixture of the two fuels. Annual fuel cost is estimated assuming 15,000 miles of travel each year (55% city and 45% highway) and an average fuel cost of \$2.63 / gallon for E85, \$4.50 /gallon for regular unleaded gasoline, and \$5.45 / gallon for premium unleaded gasoline. The price of ethanol is highly variable from region to region; it is typically lower in the Midwestern United States and higher in other areas. Also, the ethanol content of E85 can range from 51% to 83% and typically varies seasonally. Therefore, actual consumer experience may differ significantly from the annual fuel

cost estimates presented here, which are based on fuel economy tests using E85.

Fuel economy and driving range values are shown for both gasoline and E85. When operating your FFV on mixtures of gasoline and E85, such as when alternating between using these fuels, your driving range and fuel economy values will likely be somewhere between those listed for the two fuels, depending on the actual percentages of gasoline and E85 in the tank.

Manufacturer Model Configuration (trans, eng size, cyl)	MPG		Annual Fuel Cost	GHG Rating	Fuel	Driving Range (miles)
	Comb	City/Hwy				
SMALL STATION WAGONS						
BUICK						
Envista (Flex Fuel)						
A-6, 1.2L, 3cyl	30	28/32	\$2,250	6	Gas	393
	22	20/24	\$1,800	6	E85	288
CHEVROLET						
Trax (Flex Fuel)						
A-6, 1.2L, 3cyl	30	28/32	\$2,250	6	Gas	393
	22	21/24	\$1,800	6	E85	288
STANDARD PICKUP TRUCKS 4WD						
CHEVROLET						
Silverado 4WD (Flex Fuel)						
A-10, 5.3L, 8cyl	17	15/19	\$3,950	3	Gas	408
	12	11/14	\$3,300	3	E85	288
Silverado Mud Terrain Tires 4WD (Flex Fuel)						
A-10, 5.3L, 8cyl	17	15/19	\$3,950	3	Gas	408
	12	11/14	\$3,300	3	E85	288

Manufacturer Model Configuration (trans, eng size, cyl)	MPG		Annual Fuel Cost	GHG Rating	Fuel	Driving Range (miles)
	Comb	City/Hwy				
GMC						
Sierra 4WD (Flex Fuel)						
A-10, 5.3L, 8cyl	17	15/19	\$3,950	3	Gas	408
	12	11/14	\$3,300	3	E85	288
Sierra Mud Terrain Tires 4WD (Flex Fuel)						
A-10, 5.3L, 8cyl	17	15/19	\$3,950	3	Gas	408
	12	11/14	\$3,300	3	E85	288
SMALL SPORT UTILITY VEHICLES 2WD						
BUICK						
Encore GX FWD (Flex Fuel)						
AV, 1.2L, 3cyl	30	30/31	\$2,250	6	Gas	396
	22	21/23	\$1,800	6	E85	290
CHEVROLET						
Trailblazer FWD (Flex Fuel)						
AV, 1.2L, 3cyl	30	30/31	\$2,250	6	Gas	396
	22	21/23	\$1,800	6	E85	290

FUEL CELL VEHICLES

Fuel cell vehicles (FCVs) are similar to all-electric vehicles in that they are propelled by electric motors. However, rather than storing electricity in a battery, FCVs store energy as hydrogen, which is converted to electricity inside the vehicle. FCVs are environmentally cleaner than conventional vehicles with internal combustion engines—the only by-product of a hydrogen fuel cell vehicle is water.

Fuel cell vehicles are not yet widely available across the U.S., and there are just over 50 public hydrogen stations nationwide. A limited number

of FCVs are available for lease and sale in select regions of the country, mostly in California, where most hydrogen stations are located.

For more information about FCVs, visit fuelconomy.gov and the Hydrogen and Fuel Cell Technologies Office (HFTO) website at www.energy.gov/eere/fuelcells/hydrogen-and-fuel-cell-technologies-office.

Model	Fuel Cell Type	Motor	Battery Type & Rating	Fuel Type	Fuel Economy Comb/City/Hwy	Driving Range (miles)
COMPACT CARS						
TOYOTA						
Mirai	PEFC	134 kW AC Synchronous	311 V Li-Ion	Hydrogen	MPK 72 / 74 / 70 MPGe 72 / 74 / 70	402
SMALL SPORT UTILITY VEHICLES 2WD						
HYUNDAI						
Nexo	PMSM	150 kW IPMSM	240 V Li-Ion	Hydrogen	MPK 59 / 61 / 56 MPGe 60 / 63 / 58	395
Nexo Blue	PMSM	150 kW IPMSM	240 V Li-Ion	Hydrogen	MPK 66 / 70 / 63 MPGe 68 / 71 / 64	442

NOTES AND ABBREVIATIONS	
AC Alternating current induction motor	MPK Miles per kilogram
IPMSM Interior permanent magnet synchronous motor	PEFC Polymer electrolyte fuel cell
Li-Ion Lithium-ion	PEM Proton exchange membrane
MPGe Miles per gallon gasoline equivalent	

INDEX

	Interior Volume (cu.ft.) Passenger / Cargo			
	2dr	4dr	Hatch	Pg
ACURA				
ADX AWD	97/24			19
ADX FWD	97/24			19
Integra	96/24			17
Integra A-Spec	96/24			17
MDX AWD				25
MDX AWD Type-S				31
MDX FWD				23
RDX AWD				25
RDX AWD A-SPEC				25
ZDX AWD	103/30			31,46
ZDX AWD Type S	103/30			31,46
ZDX RWD	103/30			29,45
ALFA ROMEO				
Giulia	100/12			15
Giulia AWD	100/12			15
Stelvio AWD				25
Tonale AWD				25
ASTON MARTIN				
DB12 V8	72/9			11
DBX 707			105/29	31
DBX 727			105/29	31
Valhalla				11,50
Vanquish				11
Vanquish Volante				11
Vantage				11
AUDI				
A3 quattro	87/8			12
A5 quattro	96/23			15
A6 Allroad quattro	101/30			19
A6 Sedan	98/13			15
A8 quattro	111/13			17
Q3				25
Q4 45 e-tron	96/26		9,29,45	
Q4 55 e-tron quattro	96/26			31,46
Q4 Sportback 55 e-tron quattro	96/26			31,46
Q5 Sportback TFSI quattro				25
Q5 TFSI quattro				25
Q7				31
Q7 quattro				31
Q8 quattro				31
RS 3	87/8			12
RS 6 Avant	101/30			19
RS 7			95/25	15
RS e-tron GT Performance	91/11			13,40
RS Q8 Performance				31
S e-tron GT (20 inch wheels)	91/11			13,40
S e-tron GT (21 inch wheels)	91/11			13,40
S3	87/8			12
S5 Sport Sedan	91/22			15
S8	111/13			17
SQ5				25
SQ5 Sportback				25
SQ7				31
SQ8				31
BENTLEY				
Bentayga				31

	Interior Volume (cu.ft.) Passenger / Cargo			
	2dr	4dr	Hatch	Pg
Bentayga EWB				31
Bentayga Hybrid				31,52
Continental GT	87/11			12,50
Continental GTC	77/6			11,50
Flying Spur	102/13			15,50
BMW				
228 Gran Coupe		91/12		13
228 xDrive Gran Coupe		91/12		13
230i Coupe	88/10			12
230i xDrive Coupe	88/10			12
330i Sedan		94/13		13
330i xDrive Sedan		94/13		13
430i Convertible	84/9			12
430i Coupe	86/12			12
430i Gran Coupe		91/12		13
430i xDrive Convertible	84/9			12
430i xDrive Coupe	86/12			12
430i xDrive Gran Coupe		91/12		13
530i Sedan		98/14		15
530i xDrive Sedan		98/14		16
540i xDrive Sedan		98/14		16
550e xDrive Sedan		98/14		16,50
740i Sedan		110/14		17
740i xDrive Sedan		110/14		17
750e xDrive Sedan		109/14		17,51
760i xDrive Sedan		110/14		17
840i Convertible	81/12			12
840i Coupe	81/15			12
840i Gran Coupe		99/11		16
840i xDrive Convertible	81/12			12
840i xDrive Coupe	81/15			12
840i xDrive Gran Coupe		99/11		16
Alpina XB7				31
i4 eDrive35 Gran Coupe (19 inch Wheels)		90/10		14,40
i4 eDrive40 Gran Coupe (18 inch wheels)		90/10		14,40
i4 eDrive40 Gran Coupe (19 inch Wheels)		90/10		14,40
i4 M60 xDrive Gran Coupe (19 inch Wheels)		90/10		14,40
i4 M60 xDrive Gran Coupe (20 inch Wheels)		90/10		14,40
i4 xDrive40 Gran Coupe (18 inch Wheels)		90/10		14,40
i4 xDrive40 Gran Coupe (19 inch Wheels)		90/10		14,40
i5 eDrive40 Sedan (19 inch Wheels)		98/11		14,40
i5 eDrive40 Sedan (20 inch Wheels)		98/11		14,40
i5 eDrive40 Sedan (21 inch Wheels)		98/11		14,40
i5 M60 xDrive Sedan (19 inch Wheels)		98/11		14,40
i5 M60 xDrive Sedan (20 inch Wheels)		98/11		14,40
i5 M60 xDrive Sedan (21 inch Wheels)		98/11		14,40
i5 xDrive40 Sedan (19 inch Wheels)		98/11		14,40
i5 xDrive40 Sedan (20 inch Wheels)		98/11		14,40

	Interior Volume (cu.ft.) Passenger / Cargo			
	2dr	4dr	Hatch	Pg
i5 xDrive40 Sedan (21 inch Wheels)		98/11		14,40
i7 eDrive50 Sedan (19 inch Wheels)		109/14		17,41
i7 eDrive50 Sedan (20 inch Wheels)		109/14		17,41
i7 eDrive50 Sedan (21 inch Wheels)		109/14		17,41
i7 M70 xDrive Sedan (20 inch Wheels)		109/14		17,41
i7 M70 xDrive Sedan (21 inch Wheels)		109/14		17,41
i7 xDrive60 Sedan (19 inch Wheels)		109/14		17,41
i7 xDrive60 Sedan (20 inch Wheels)		109/14		17,41
i7 xDrive60 Sedan (21 inch Wheels)		109/14		17,41
iX M70 (21 inch Wheels)				31,46
iX M70 (22 inch Wheels)				31,46
iX M70 (23 inch Wheels)				31,46
iX xDrive45 (20 inch Wheels)				31,46
iX xDrive45 (21 inch Wheels)				31,46
iX xDrive45 (22 inch Wheels)				31,46
iX xDrive45 (23 inch Wheels)				31,46
iX xDrive60 (20 inch Wheels)				31,46
iX xDrive60 (21 inch Wheels)				31,46
iX xDrive60 (22 inch Wheels)				31,46
iX xDrive60 (23 inch Wheels)				31,46
M2 Coupe	88/10			12
M2 Coupe CS	88/10			12
M235 xDrive Gran Coupe		91/12		14
M240i Coupe	88/10			12
M240i xDrive Coupe	88/10			13
M3 Competition M xDrive Sedan		95/13		14
M3 Competition Sedan		95/13		14
M3 Sedan		95/13		14
M340i Sedan		94/13		14
M340i xDrive Sedan		94/13		14
M4 Competition Coupe	87/12			13
M4 Competition M xDrive Convertible	84/9			13
M4 Competition M xDrive Coupe	87/12			13
M4 Coupe	87/12			13
M440i Convertible	84/9			13
M440i Coupe	86/12			13
M440i Gran Coupe		91/12		14
M440i xDrive Convertible	84/9			13
M440i xDrive Coupe	86/12			13
M440i xDrive Gran Coupe		91/12		14
M5 Sedan		98/13		16,50
M5 Touring		104/27		19,51
M850i xDrive Convertible	81/12			13
M850i xDrive Coupe	81/15			13
M850i xDrive Gran Coupe		100/16		16
X1 M35i				25
X1 xDrive28i				25
X2 M35i				25
X2 xDrive28i				25
X3 M50				25

	Interior Volume (cu.ft.) Passenger / Cargo			
	2dr	4dr	Hatch	Pg
X3 xDrive30				25
X5 M Competition				31
X5 M60i xDrive				31
X5 sDrive40i				29
X5 xDrive40i				31
X5 xDrive50e				31,52
X6 M Competition				31
X6 M60i xDrive				31
X6 xDrive40i				31
X7 M60i xDrive				31
X7 xDrive40i				32
XM Label				32,52
Z4 M40i				11
Z4 sDrive30i				11

BUGATTI RIMAC

Nevera R	45/4			9,11,40
----------	------	--	--	---------

BUICK

Enclave AWD				32
Enclave FWD				30
Encore GX AWD	94/24			25
Encore GX FWD				23
Encore GX FWD (Flex Fuel)				23,54
Envision AWD				25
Envista	94/24			19
Envista (Flex Fuel)	94/24			19,54

CADILLAC

CELESTIQ	107/14			19,42
CT4	90/11			14
CT4 AWD	90/11			14
CT4 V	90/11			14
CT4 V AWD	90/11			14
CT5	99/11			16
CT5 AWD	99/11			16
CT5 V	99/11			16
CT5 V AWD	99/11			16
Escalade 2WD				30
Escalade 4WD				32
Escalade V AWD				32
LYRIQ (11 kW Charger)	105/24			23,43
LYRIQ (19 kW Charger)	105/24			23,43
LYRIQ AWD	105/24			25,44
LYRIQ PAWD	105/24			26,44
LYRIQ PAWD V SERIES (11 kW Charger)	105/24			26,44
LYRIQ PAWD V SERIES (19 kW Charger)	105/24			26,44
OPTIQ AWD (11 kW Charger)	102/26			32,46
OPTIQ AWD (19 kW Charger)	102/26			32,46
OPTIQ AWD V SERIES 11 kW Charger 15 modes	102/26			30,45
OPTIQ AWD V SERIES 19 kW charger 15 modes	102/26			30,45
OPTIQ RWD (11 kW Charger)	102/26			30,45
OPTIQ RWD (19 kW Charger)	102/26			30,45
VISTIQ (11 kW Charger)				32,46
VISTIQ (19 kW Charger)				32,46
XT5 AWD				26
XT5 FWD				23

	Interior Volume (cu.ft.) Passenger / Cargo			
	2dr	4dr	Hatch	Pg

CHEVROLET

Blazer AWD	107/31			26
Blazer EV AWD	104/26			26,44
Blazer EV AWD SS	104/26			26,44
Blazer EV FWD	106/26			23,43
Blazer EV FWD 22 inch tire	106/26			23,43
Blazer FWD	107/31			23
Colorado 2WD				20
Colorado 4WD				21
Colorado Mud Terrain Tires 4WD				21
Colorado ZR2 4WD				21
Colorado ZR2 Bison 4WD				21
Corvette	51/0			11
Corvette E-Ray	51/0			11
Corvette Z06	51/0			11
Corvette Z06 Carbon				
Aero	51/0			11
Corvette ZR1	50/0			11
Corvette ZR1X				11
Equinox AWD	104/30			26
Equinox EV AWD (11 kW Charger)				26,44
Equinox EV AWD (19 kW Charger)				26,44
Equinox EV FWD				23,43
Equinox FWD	104/30			23
Silverado (with Sport Mode) 2WD				20
Silverado (with Sport Mode) 4WD				21,38
Silverado (with Sport Mode) 4WD M6				21
Silverado 2WD				9,20,38
Silverado 4WD				21,38
Silverado 4WD (Flex Fuel)				21,54
Silverado 4WD 4M				21
Silverado 4WD ZR2				21
Silverado 4WD ZR2 (Sport/Off Road)				21,38
Silverado Cab Chassis 2WD				23
Silverado Cab Chassis 4WD				23
Silverado EV 14-mod battery, 11kW 15-mode charger				21,42
Silverado EV 14-mod battery, 11kW 6-mode charger				21,42
Silverado EV 20-mod battery, 11kW 15-mode charger				21,42
Silverado EV 20-mod battery, 19kW 15-mode charger				21,42
Silverado EV 20-mod battery, 19kW 6-mode charger				21,42
Silverado EV 24-mod battery, 19kW 6-mode charger				21,42
Silverado Mud Terrain Tires (Sport Mode) 4WD				21
Silverado Mud Terrain Tires (with Sport Mode) 4WD				21
Silverado Mud Terrain Tires 4WD				21,38
Silverado Mud Terrain Tires 4WD (Flex Fuel)				21,54
Silverado Mud Terrain Tires 4WD (Sport/off road)				21,38
Silverado Mud Terrain Tires 4WD 4M				21
Suburban 2WD				30,38
Suburban 4WD				32,38
Tahoe 2WD				30,38
Tahoe 4WD				32,38
Trailblazer AWD				26
Trailblazer FWD				23
Trailblazer FWD (Flex Fuel)				23,54
Traverse AWD				32

	Interior Volume (cu.ft.) Passenger / Cargo			
	2dr	4dr	Hatch	Pg

Traverse FWD				30
Trax		98/25		19
Trax (Flex Fuel)		98/25		19,54

CHRYSLER

Pacifica				23
Pacifica Hybrid				9,23,51
Voyager				23

DODGE

Charger Daytona R/T AWD 245/55ZR18	105/25			18,41
Charger Daytona R/T AWD 255/45R20	105/25			18,41
Charger Daytona R/T AWD 275/40R20	105/25			18,41
Charger Daytona R/T AWD 305/35ZR20	105/25			18,41
Charger Daytona Scat Pack AWD 305/35ZR20	105/25			18,41
Charger Daytona Scat Pack AWD 325/35ZR20 Rear	105/25			18,41
Charger Daytona Scat Pack AWD 325/35ZR20 Rear A/S	105/25			18,41
Charger R/T AWD	104/23	105/23	105/23	18
Charger Scat Pack AWD	104/23	105/23	105/23	18
Durango AWD				32
Durango RWD				30

FERRARI

12Cilindri	43/5			11
12Cilindri Spider	54/4			11
296 GTB	61/5			11,50
296 GTS	61/5			11,50
296 Speciale	63/9			11,50
296 Speciale A	63/9			11,50
F80	41/0			11
Purosangue			97/9	14
Roma Spider	78/6			11

FIAT

500e			72/7	9,11,40
500e All Season			72/7	12,40

FORD

Bronco 4WD				26
Bronco Badlands 4WD				26
Bronco Outer Banks 4WD				32
Bronco Raptor 4WD				32
Bronco Sasquatch 4WD				26
Bronco Sport 4WD				26
Bronco Sport Sasquatch 4WD				26
Escape AWD				26
Escape AWD HEV				26
Escape FWD				24
Escape FWD PHEV				24,51
Expedition 2WD				30
Expedition 4WD				32
Explorer AWD				32
Explorer RWD				30
Explorer Tremor AWD				32
F150 Pickup 2WD				20
F150 Pickup 4WD				21

	Interior Volume (cu.ft.) Passenger / Cargo			
	2dr	4dr	Hatch	Pg
F150 Pickup 4WD HEV				21
F150 Pickup Tremor 4WD				21
F150 RAPTOR 4WD				21
F150 RAPTOR R 4WD				21
Maverick AWD				20
Maverick FWD				20
Maverick HEV AWD				20
Maverick HEV FWD				9,20
Maverick Lariat HEV AWD				20
Maverick Lobo AWD				20
Maverick Tremor AWD				20
Mustang	81/12			13
Mustang Dark Horse	81/12			13
Mustang GTD	81/12			13
Mustang Mach-E AWD				26,44
Mustang Mach-E AWD Extended				26,44
Mustang Mach-E GT				26,44
Mustang Mach-E Rally				26,44
Mustang Mach-E RWD				24,43
Mustang Mach-E RWD Extended				24,43
Ranger 2WD				20
Ranger 4WD				21
Ranger RAPTOR 4WD				21
GENESIS				
Electrified G80	102/12			16,40
Electrified GV70 AWD (19 inch Wheels)	103/29			32,46
Electrified GV70 AWD (20 inch Wheels)	103/29			32,46
G70 AWD	94/10			14
G70 RWD	94/10			14
G80 AWD	107/15			18
G90 AWD	109/12			18
G90 MHEV	109/11			18
GV60 AWD (19 inch Wheels)	102/24			26,44
GV60 AWD Advanced (20 inch Wheels)	102/24			26,44
GV60 AWD Performance	102/24			26,44
GV60 RWD	102/24			24,43
GV70 AWD	104/29			26
GV70 AWD (4 Mode)	104/29			26
GV70 AWD (5 Mode)	104/29			26
GV80 AWD				32
GV80 MHEV				32
GV80 RWD				24
GMC				
Acadia AWD				32
Acadia FWD				30
Canyon 2WD				20
Canyon 4WD				21
Canyon AT4X 4WD				21
Canyon AT4X AEV 4WD				21
Canyon Mud Terrain Tires 4WD				21
Sierra 2WD				9,20,38
Sierra 2WD with Sport Mode				20
Sierra 4WD				21,38
Sierra 4WD (Flex Fuel)				21,54
Sierra 4WD AT4X				21,38
Sierra 4WD with Sport Mode				22
Sierra Cab Chassis 2WD				23

	Interior Volume (cu.ft.) Passenger / Cargo			
	2dr	4dr	Hatch	Pg
Sierra Cab Chassis 4WD				23
Sierra EV 14-mod battery, 11kW 15-mode charger				22,42
Sierra EV 20-mod battery, 11kW 15-mode charger				22,42
Sierra EV 20-mod battery, 19kW 15-mode charger				22,42
Sierra Mud Terrain Tires 4WD				22,38
Sierra Mud Terrain Tires 4WD (Flex Fuel)				22,54
Sierra Mud Terrain Tires 4WD (Sport Mode)				22
Terrain AWD	104/30			26
Terrain AWD Denali/AT4	104/30			26
Terrain FWD				24
Yukon 2WD				30,38
Yukon 4WD				32,38
Yukon XL 2WD				30,38
Yukon XL 4WD				32,38
HONDA				
Accord	106/17			18
Accord Hybrid	106/17			18
Accord Hybrid Sport/Touring	103/17			16
Accord SE	103/17			16
Civic 4Dr	99/15			16
Civic 5Dr		99/24		18
CR-V AWD				26
CR-V AWD TrailSport				26
CR-V e-FCEV	106/30			19
CR-V FWD	106/39			9,20
HR-V AWD	99/24			19
HR-V FWD	99/24			19
Odyssey				23
Passport AWD				26
Passport AWD TrailSport				26
Pilot AWD				32
Pilot AWD Touring/Elite/Black				32
Pilot AWD TrailSport				32
Pilot FWD				24
Prelude	85/15			9,13
Prologue AWD	107/26			32,46,46
Prologue FWD	107/26			30,45
Ridgeline AWD				22
Ridgeline AWD TrailSport				22
HYUNDAI				
Elantra	99/14			16
Elantra Hybrid	99/14			16
Elantra Hybrid Blue	99/14			16
Elantra N	99/14			16
Elantra non-ISG	99/14			16
Elantra w/Stop-Start	99/14			16
Ioniq 5 AWD (19inch Wheels)				26,44
Ioniq 5 AWD (20inch Wheels)				26,44
Ioniq 5 AWD XRT				26,44
Ioniq 5 N				26,44
Ioniq 5 Robo taxi				24,43
Ioniq 5 RWD				24,43
Ioniq 5 Standard range				24,43
Ioniq 9 AWD				32,46
Ioniq 9 AWD Performance				32,46
Ioniq 9 RWD				30,45
Kona AWD				26
Kona AWD SX2 1.6T 8AT AWD				26
Kona AWD w/Stop-Start				26
Kona FWD				24

	Interior Volume (cu.ft.) Passenger / Cargo			
	2dr	4dr	Hatch	Pg
Kona FWD SX2 1.6T 8AT FWD				24
Kona FWD w/Stop-Start				24
Nexo			102/35	24,55
Nexo Blue			102/35	24,55
Palisade AWD				32
Palisade FWD				30
Palisade Hybrid AWD				32
Palisade Hybrid FWD				30
Palisade Hybrid FWD Blue				30
Palisade XRT Pro				32
Santa Cruz AWD NX4 OB 2.5 AWD 8AT				26
Santa Cruz AWD NX4 OB 2.5T AWD 8AT				26
Santa Cruz FWD				24
Santa Cruz XRT AWD				27
Santa Fe AWD				27
Santa Fe AWD XRT				27
Santa Fe FWD				24
Santa Fe Hybrid AWD				27
Santa Fe Hybrid FWD				24
Sonata AWD		104/16		18
Sonata FWD		104/16		18
Sonata FWD w/Stop-Start		104/16		18
Sonata Hybrid		104/16		18
Sonata Hybrid Blue		104/16		9,18
Tucson AWD				27
Tucson FWD				24
Tucson Hybrid				27
Tucson Hybrid Blue				27
Tucson Plug-in Hybrid				27,51
Venue				24
INFINITI				
QX60 AWD				32
QX60 FWD				30
QX80 2WD				30
QX80 4WD				32
JAGUAR				
F-Pace				27
F-Pace MHEV				27
F-Pace SVR				27
JEEP				
Cherokee AWD				9,33
Compass 4WD				27
Gladiator 4WD				22
Grand Cherokee 2WD				30
Grand Cherokee 4WD				33
Grand Cherokee 4xe				33,52
Grand Cherokee L 2WD				30
Grand Cherokee L 4WD				33
Grand Wagoneer 2WD				30
Grand Wagoneer 4WD				33
Grand Wagoneer L 2WD				30
Grand Wagoneer L 4WD				33
Wagoneer S AWD (Falken tire)				33,46
Wagoneer S AWD (Pirelli tire)				33,46
Wrangler 2dr 4WD				27
Wrangler 4dr 4WD				27
Wrangler 4dr 4xe				27,51

	Interior Volume (cu.ft.) Passenger / Cargo			
	2dr	4dr	Hatch	Pg
KIA				
Carnival				23
Carnival Hybrid				23
EV6 AWD GT				27,44
EV6 Long Range AWD (19 inch Wheels)				27,44
EV6 Long Range AWD (20 inch Wheels)				27,44
EV6 Long Range RWD				24,43
EV6 Standard Range RWD				24,43
EV9 GT				33,46
EV9 Long Range AWD				33,46
EV9 Long Range AWD GT-Line				33,46
EV9 Long Range RWD				30,45
EV9 Standard Range RWD				30,45
K4	99/15			16
K4 4DR w/ DMS	99/15			16
K4 Hatchback	99/22			18
K4 without DMS	99/15			16
K5	105/16			18
K5 AWD	105/16			18
K5 w/Stop-Start	105/16			18
Niro	105/23			24
Niro Electric	100/23			24,43
Niro FE	105/23			9,24
Niro Plug-in Hybrid	105/19			24,51
Seltos AWD				27
Sorento AWD				27
Sorento FWD				24
Sorento Hybrid AWD				27
Sorento Hybrid FWD				24
Sorento Plug-in Hybrid				27,51
Sportage AWD				27
Sportage FWD				24
Sportage Hybrid AWD				27
Sportage Hybrid FWD				24
Sportage Plug-in Hybrid				27,51
Sportage X-pro				27
LAMBORGHINI				
Urus SE	104/16			33,52
LAND ROVER				
Defender 110				33
Defender 110 MHEV				33
Defender 110 Trophy MHEV				33
Defender 130				33
Defender 130 Outbound				33
Defender 130 P300 MHEV				33
Defender 130 P400 MHEV				33
Defender 90				33
Defender 90 MHEV				33
Discovery				33
Discovery MHEV				33
Discovery Sport				27
Range Rover Evoque				27
Range Rover LWB MHEV				33
Range Rover MHEV				33
Range Rover P400 LWB MHEV				33
Range Rover P400 MHEV				33
Range Rover Sport MHEV				33
Range Rover Sport P360 MHEV				33
Range Rover Sport P400 MHEV				33

	Interior Volume (cu.ft.) Passenger / Cargo			
	2dr	4dr	Hatch	Pg
Range Rover Sport SVR MHEV				33
Range Rover SV LWB MHEV				33
Range Rover SV MHEV				33
Range Rover Velar				27
Range Rover Velar P340 MHEV				27
Range Rover Velar P400 MHEV				27
LEXUS				
GX 550				33
IS 350		90/11		14
IS 350 AWD		90/11		14
LC 500	86/5			13
LC 500 Convertible	75/3			12
LS 500 AWD		99/13		16
LX 600				33
LX 700h				33
NX 350 AWD				27
NX 350 AWD F Sport				27
NX 350h				24
NX 350h AWD				27
RX 350				24
RX 350 AWD				27
RX 350h AWD				27
RX 500h AWD				27
RZ 350e FWD (18 inch wheels)				24,43
RZ 350e FWD (20 inch wheels)				24,43
RZ 450e AWD (18 inch wheels)				27,44
RZ 450e AWD (20 inch wheels - 235/50R20)				27,44
RZ 450e AWD (20 inch wheels - 235/50R20,255/45R20)				27,44
RZ 550e AWD				27,44
TX 350				30
TX 350 AWD				33
TX 500h AWD				33
UX 300h			90/17	14
UX 300h AWD			90/17	14
LINCOLN				
Aviator AWD				33
Aviator RWD				30
Corsair AWD				27
Corsair AWD PHEV				27,52
Corsair FWD				24
Nautilus AWD				27
Nautilus HEV AWD				28
Navigator 4WD				33
LOTUS				
Emira	49/5			11
LUCID				
Air G Touring XR AWD with 20 inch wheels		99/32		18,41
Air G Touring XR AWD with 21 inch wheels		99/32		18,41
Air G Touring XR AWD with 19 inch wheels		99/32		18,41
Air Pure RWD with 19 inch wheels		101/32		9,18,41
Air Pure RWD with 20 inch wheels		101/32		18,41
Air Sapphire AWD		99/32		18,41

	Interior Volume (cu.ft.) Passenger / Cargo			
	2dr	4dr	Hatch	Pg
Air Touring AWD with 19 inch wheels		101/32		18,41
Air Touring AWD with 20 inch wheels		101/32		18,41
Gravity Dream w/20F21R wheels (3R)				33,47
Gravity Dream w/21F22R wheels (3R)				33,47
Gravity Dream w/22F23R wheels (3R)				33,47
Gravity GT w/20F21R wheels (2R)				34,47
Gravity GT w/20F21R wheels (3R)				34,47
Gravity GT w/21F22R wheels (2R)				34,47
Gravity GT w/21F22R wheels (3R)				34,47
Gravity GT w/22F23R wheels (2R)				34,47
Gravity GT w/22F23R wheels (3R)				34,47
Gravity Touring w/20F21R wheels				34,47
MASERATI				
Grancabrio	89/7			13
Grancabrio Trofeo	89/7			13
Granturismo	89/9			13
Granturismo Trofeo	89/9			13
Grecale Folgore (19 inch wheels)				28,44
Grecale Folgore (21 inch wheels)				28,44
Grecale Modena V6				28
Grecale Trofeo				28
GT2 Stradale				11
MCPURA				11
MCPURA Spyder				11
MAZDA				
3 4-Door 2WD		93/13		14
3 4-Door 4WD		93/13		14
3 5-Door 2WD			93/20	16
3 5-Door 4WD			93/20	16
CX-30 4WD				28
CX-5 4WD				28
CX-50 4WD				28
CX-70 Hybrid Boost High Power 4WD				34
CX-70 Hybrid Boost Low Power 4WD				34
CX-70 SC 4WD				34,52
CX-90 4WD				34,52
MX-5				9,11
MERCEDES-BENZ				
AMG C43 4matic		93/12		14
AMG CLA35 4matic		89/12		14
AMG CLA45 S 4matic		89/12		14
AMG CLE53 4matic Plus (convertible)		86/10		13
AMG CLE53 4matic Plus (coupe)		88/11		13
AMG E53 Hybrid 4matic Plus		100/13		16,50
AMG E53 Hybrid 4matic Plus (station wagon)		102/33		20,51
AMG EQE 4matic Plus		101/11		16,41
AMG EQE 4matic Plus (SUV)		107/23		20,42
AMG G63				34
AMG GLA35 4matic		99/9		19
AMG GLB35 4matic		125/12		20
AMG GLC43 4matic		98/24		19
AMG GLC43 4matic Coupe		95/22		19
AMG GLE53 4matic Plus				34
AMG GLE53 4matic Plus Coupe				34

	Interior Volume (cu.ft.) Passenger / Cargo			
	2dr	4dr	Hatch	Pg
AMG GLE63 S 4matic Plus				34
AMG GLE63 S 4matic Plus Coupe				34
AMG GLS63 4matic Plus				34
AMG GT 43 (coupe)	81/16			13
AMG GT 43 4matic Plus		96/13		19
AMG GT 53 4matic Plus		96/13		19
AMG GT 55 4matic Plus (coupe)				11
AMG GT 63 4matic Plus		96/13		19
AMG GT 63 4matic Plus (coupe)				11
AMG GT 63 PRO 4matic Plus (coupe)				11
AMG SL43	76/6			12
AMG SL55 4matic Plus	76/6			12
AMG SL63 4matic Plus	76/6			12
C300		93/12		14
C300 4matic		93/12		14
CLA250		89/12		14
CLA250 4matic		89/12		15
CLA250 Plus with EQ Tech		91/12		15,40
CLA250 Plus with EQ Tech (R22)		91/12		9,15,40
CLA350 4matic with EQ Tech		91/12		15,40
CLE300 4matic (Convertible)	86/10			13
CLE300 4matic (Coupe)	88/11			13
CLE450 4matic (Convertible)	86/10			13
CLE450 4matic (Coupe)	88/11			13
E350		100/13		16
E350 4matic		100/13		16
E450 4matic		100/13		16
E450 4matic All-Terrain (wagon)		102/33		20
EQE 320 4matic		101/11		16,41
EQE 320 4matic (SUV)		107/23		20,42
EQE 320 Plus		101/11		16,41
EQE 320 Plus (SUV)		107/23		9,20,42
EQS 400 4matic (SUV)				34,47
EQS 450 4matic		103/35		18,41
EQS 450 Plus		103/35		18,41
EQS 550 4matic (SUV)				34,47
EQS 580 4matic		103/35		18,41
EQS 680 4matic Maybach (SUV)				34,47
G 580 with EQ Technology				34,47
G550				34
GLA250				23
GLA250 4matic				28
GLB250				23
GLB250 4matic				28
GLC300				24
GLC300 4matic				28
GLC300 4matic (coupe)				28
GLE350				28
GLE350 4matic				28
GLE450 4matic				34
GLE450 4matic (coupe)				34
GLE580 4matic				34
GLS450 4matic				34
GLS580 4matic				34
GLS600 4matic Maybach				34
Maybach S680 4matic		115/12		18
S500 4matic		112/13		18
S580 4matic		112/13		18
S580 4matic Maybach		115/12		18

	Interior Volume (cu.ft.) Passenger / Cargo			
	2dr	4dr	Hatch	Pg
SL680 Maybach	76/6			12
MINI				
Cooper C 2 Door			81/13	13
MINI				
Cooper C 4 Door			84/17	15
MINI				
Cooper C Convertible	77/5			9,12
Cooper S 2 Door			81/13	13
Cooper S 4 Door			84/17	15
Cooper S Convertible	77/5			9,12
Countryman S All4				28
Countryman SE ALL4 (18 inch Wheels)			96/26	28,44
Countryman SE ALL4 (19 inch Wheels)			96/26	28,44
JCW 2 Door			81/13	13
JCW Convertible	77/5			9,12
JCW Countryman ALL4				28
MITSUBISHI				
Eclipse Cross 4WD				28
Eclipse Cross ES 4WD				28
Outlander 2WD				24
Outlander 4WD				28
Outlander PHEV				34,52
Outlander Sport 4WD				28
NISSAN				
Altima		101/15		16
Altima AWD		101/15		16
ARIYA e-4ORCE 63kWh		101/28		28,44
ARIYA e-4ORCE 87kWh		97/28		28,44
ARIYA FWD 63kWh		101/28		24,43
ARIYA FWD 87kWh		97/28		24,43
ARIYA PLATINUM+ e-4ORCE 87kWh 19in. Wheels		97/28		28,44
Armada 2WD				30
Armada 4WD				34
Armada 4WD PRO-4X				34
Frontier 2WD				20
Frontier 4WD				22
Frontier 4WD PRO4X				22
Kicks				24
Kicks AWD				28
LEAF 75kWh (18 inch alloy Wheels)		92/20		19,42
LEAF 75kWh (18 inch steel Wheels)		92/20		9,19,42
LEAF 75kWh (19 inch Wheels)		92/17		19,42
Murano AWD				28
Pathfinder 2WD				30
Pathfinder 4WD				34
Pathfinder 4WD Platinum				34
Pathfinder 4WD Rock Creek				34
Rogue AWD				28
Rogue AWD Rock Creek				28
Rogue FWD				25
Sentra (2-mode)		96/14		16
Sentra (3-mode)		96/14		16
Sentra SL/SR		96/14		16
Z				11

	Interior Volume (cu.ft.) Passenger / Cargo			
	2dr	4dr	Hatch	Pg
Z NISMO				11
POLESTAR				
3 Long Range Dual Motor (21 Inch Wheels)				34,47
3 Long Range Dual Motor (22 Inch Wheels)				34,47
3 Long Range Dual Motor Performance Pack				34,47
3 Long Range Single Motor (20 Inch Wheels)				30,46
3 Long Range Single Motor (21 Inch Wheels)				30,46
4 Long Range Dual Motor				34,47
4 Long Range Dual Motor Performance				34,47
4 Long Range Single Motor				31,46
PORSCHE				
911 Carrera	70/5			12
911 Carrera 4 GTS	70/5			12
911 Carrera 4 GTS Cabriolet	68/5			12
911 Carrera 4S	70/5			12
911 Carrera 4S Cabriolet	68/5			12
911 Carrera Cabriolet	68/5			12
911 Carrera GTS	70/5			12
911 Carrera GTS Cabriolet	68/5			12
911 Carrera S	70/5			12
911 Carrera S Cabriolet	68/5			12
911 Carrera T	70/5			12
911 Carrera T Cabriolet	68/5			12
911 Targa 4 GTS	70/5			12
911 Targa 4S	70/5			12
911 Turbo S	70/5			12
911 Turbo S Cabriolet	70/5			12
Cayenne				34
Cayenne Coupe				34
Cayenne GTS				34
Cayenne GTS Coupe				34
Cayenne S				35
Cayenne S Coupe				35
Cayenne Turbo GT				35
Macan				28
Macan 4 Electric				28,44
Macan 4S Electric				28,44
Macan Electric				25,43
Macan GTS				28
Macan GTS Electric				28,44
Macan S				28
Macan T				28
Macan Turbo Electric				28,44
Panamera			98/27	18
Panamera 4			98/27	18
Taycan 4 Cross Turismo			90/24	17,41
Taycan 4 Perf Battery Plus		89/11		15,40
Taycan 4S Cross Turismo			91/24	17,41
Taycan 4S Perf Battery Plus		89/12		15,40
Taycan 4S Perf Battery Plus 19in All-Season (M+S)		89/12		15,40
Taycan 4S Performance Battery		89/12		15,40
Taycan GTS		89/11		15,40
Taycan GTS Sport Turismo			90/24	17,41
Taycan Performance Battery		90/12		15,40
Taycan Turbo		89/11		15,40
Taycan Turbo Cross Turismo			92/24	17,41

	Interior Volume (cu.ft.) Passenger / Cargo			
	2dr	4dr	Hatch	Pg
Taycan Turbo GT	89/11			15,40
Taycan Turbo GT with Weissach Package	89/11			15,40
Taycan Turbo S	89/11			15,40
Taycan Turbo S Cross Turismo			93/24	17,41

RAM

1500 2WD				20
1500 4WD				22
1500 HO 4WD				22
1500 RHO 4WD				22

RIVIAN

R1S All-Terrain Dual Large (20in)				35,47
R1S All-Terrain Dual Large Plus (20in)				35,47
R1S All-Terrain Dual Max (20in)				35,47
R1S All-Terrain Performance Dual Max (20in)				35,47
R1S All-Terrain Performance Dual Large (20in)				35,47
R1S All-Terrain Performance Dual Large Plus (20in)				35,47
R1S All-Terrain Tri Max (20in)				35,47
R1S Dual Large (20in)				35,47
R1S Dual Large (22in)				35,47
R1S Dual Large Plus (20in)				35,47
R1S Dual Large Plus (22in)				35,47
R1S Dual Max (20in)				35,47
R1S Dual Max (22in)				35,47
R1S Dual Standard (20in)				35,47
R1S Dual Standard (22in)				35,47
R1S Performance Dual Large (20in)				35,47
R1S Performance Dual Large (22in)				35,47
R1S Performance Dual Large Plus (20in)				35,47
R1S Performance Dual Large Plus (22in)				35,47
R1S Performance Dual Max (20in)				35,47
R1S Performance Dual Max (22in)				35,47
R1S Quad Max (20in AT)				35,47
R1S Quad Max (22in UHP)				35,47
R1S Quad Max (22in)				35,47
R1S Tri Max (22in)				35,47
R1T All-Terrain Dual Large (20in)				22,42
R1T All-Terrain Dual Large Plus (20in)				22,42
R1T All-Terrain Dual Max (20in)				22,42
R1T All-Terrain Performance Dual Large (20in)				22,42
R1T All-Terrain Performance Dual Large Plus (20in)				22,42
R1T All-Terrain Performance Dual Max (20in)				22,42
R1T All-Terrain Tri Max (20in)				22,42
R1T Dual Large (20in)				22,42
R1T Dual Large (22in)				22,42
R1T Dual Large Plus (20in)				22,42
R1T Dual Large Plus (22in)				22,42
R1T Dual Max (20in)				22,42
R1T Dual Max (22in)				9,22,42
R1T Dual Standard (20in)				22,42
R1T Dual Standard (22in)				22,42
R1T Performance Dual Large (20in)				22,42
R1T Performance Dual Large (22in)				22,42
R1T Performance Dual Large Plus (20in)				22,42
R1T Performance Dual Large Plus (22in)				22,42
R1T Performance Dual Max (20in)				22,42
R1T Performance Dual Max (22in)				9,22,42
R1T Quad Max (20in AT)				22,42
R1T Quad Max (22in UHP)				22,42
R1T Quad Max (22in)				22,42

	Interior Volume (cu.ft.) Passenger / Cargo			
	2dr	4dr	Hatch	Pg
R1T Tri Max (22in)				22,42

ROLLS-ROYCE

Cullinan				35
Cullinan Black Badge				35
Ghost		111/13		19
Ghost Black Badge		111/13		19
Ghost Extended		120/13		19
Phantom		116/15		19
Phantom Extended		127/15		19
Spectre (22 inch Wheels)	94/10			15,40
Spectre (23 inch Wheels)	94/10			15,40
Spectre Black Badge (22 inch Wheels)	94/10			15,40
Spectre Black Badge (23 inch Wheels)	94/10			15,40

SUBARU

Ascent				35
Ascent Limited/Touring/Onyx AWD				35
BRZ		77/6		12
Crosstrek AWD				28
Crosstrek Hybrid AWD				28
Crosstrek Wilderness AWD				28
Forester AWD				28
Forester Hybrid AWD				28
Forester Sport/Touring AWD				28
Forester Wilderness AWD				29
Impreza		100/20		19
Outback AWD				29
Outback Wilderness AWD				29
Solterra 20 AWD				29,45
Solterra AWD				29,45
Trailseeker 20 inch AWD				29,45
Trailseeker AWD				29,45
Uncharted				25,43
Uncharted 20 inch AWD				29,45
Uncharted AWD				29,45
WRX		98/12		17

TESLA

Cybertruck AWD				22,43
Cybertruck Long Range (20in Cyber wheels)				20,42
Model 3 Performance		97/15		17,41
Model 3 Performance AWD		97/15		17,41
Model 3 Premium AWD		97/15		17,41
Model 3 Premium RWD		97/15		17,41
Model 3 Standard RWD		97/15		9,17,41
Model S		94/26		19,41
Model S Plaid		94/26		19,41
Model S Plaid (21in wheels)		94/26		19,41
Model X				35,47
Model X Plaid				35,47
Model Y Long Range AWD				29,45
Model Y Long Range RWD				25,43
Model Y Performance AWD				29,45
Model Y Standard AWD				29,45
Model Y Standard RWD (18in Wheels)				9,25,43
Model Y Standard RWD (19in Wheels)				25,43

	Interior Volume (cu.ft.) Passenger / Cargo			
	2dr	4dr	Hatch	Pg

TOYOTA

4Runner 2WD				31
4Runner 4WD				35
4Runner Hybrid 4WD				35
bZ (energy capacity 191 Ah)				25,43
bZ (energy capacity 200 Ah)				25,43
bZ AWD				29,45
bZ AWD LIMITED				29,45
bZ LIMITED (energy capacity 191 Ah)				25,43
bZ LIMITED (energy capacity 200 Ah)				25,43
bZ Woodland AWD 235/60R18				29,45
bZ Woodland AWD 235/65R18				29,45
C-HR AWD 18inch				29,45
C-HR AWD 20inch				29,45
Camry HEV AWD LE		100/15		17
Camry HEV AWD SE/XLE		100/15		17
Camry HEV AWD XSE		100/15		17
Camry HEV FF LE		100/15		17
Camry HEV FF SE/XLE/XSE		100/15		17
Corolla		89/13		15
Corolla (1-mode TM)		89/13		15
Corolla (3-mode TM)		89/13		15
Corolla Cross				25
Corolla Cross AWD				29
Corolla Cross Hybrid AWD				29
Corolla Hatchback			85/18	15
Corolla Hatchback FX			85/18	15
Corolla Hatchback XSE			85/18	15
Corolla Hybrid		89/13		9,15
Corolla Hybrid AWD		89/12		15
Corolla Hybrid SE		89/13		15
Corolla Hybrid SE AWD		89/12		15
Crown AWD		98/13		17
Crown Hybrid AWD		98/13		17
Crown Signia AWD		99/26		9,19
GR Corolla			67/32	13
GR Supra				11
Grand Highlander AWD LE/XLE				35
Grand Highlander AWD Limited/Platinum				35
Grand Highlander Hybrid				31
Grand Highlander Hybrid AWD				35
Grand Highlander LE/XLE				31
Grand Highlander Limited				31
Highlander AWD				29
Highlander Hybrid AWD				35
Highlander Hybrid AWD LTD/PLAT				35
Land Cruiser				35
Mirai		93/10		15,55
Prius			91/24	9,17
Prius AWD			91/24	17
Prius AWD XLE/LTD			91/24	17
Prius XLE/LTD			91/24	17
RAV4				25
RAV4 AWD Limited & XSE				29
RAV4 AWD SE & LE				29
RAV4 AWD XLE				29
RAV4 Hybrid AWD Woodland Edition				29
Sequoia 2WD				31
Sequoia 4WD				35
Sienna 2WD				9,23

	Interior Volume (cu.ft.) Passenger / Cargo			
	2dr	4dr	Hatch	Pg
Sienna AWD				23
Tacoma 2WD				20
Tacoma 4WD				20
Tacoma 4WD MT				20
Tacoma Hybrid 4WD				22
Tacoma SR5/Sport/Off-Road/Limited 4WD				20
Tacoma SR5/Sport/PreRunner 2WD				20
Tundra 2WD				21
Tundra 2WD TRD Perf				21
Tundra 4WD				23
Tundra 4WD TRD Perf				23
Tundra Hybrid 2WD				21
Tundra Hybrid 2WD TRD Perf				21
Tundra Hybrid 4WD				23
Tundra Hybrid 4WD PRO				23
Tundra Hybrid 4WD PRO TRD Perf				23
Tundra Hybrid 4WD TRD Per				23

	Interior Volume (cu.ft.) Passenger / Cargo			
	2dr	4dr	Hatch	Pg
XC90 B6 AWD				36
XC90 T8 AWD				36,52

VOLKSWAGEN

Atlas				25
Atlas 4motion Peak Edition				29
Atlas Cross Sport				25
Atlas Cross Sport 4motion				29
Atlas SE 4motion				29
Atlas SEL 4motion				29
GLI		94/16		15
Golf R			91/20	17
GTI			91/20	17
ID.4		100/30		25,43
ID.4 AWD		100/30		29,45
Jetta		94/16		15
Jetta Sport/SE/SEL		94/16		15
Taos		100/28		25
Taos 4motion		100/28		29
Tiguan				25
Tiguan 4motion				29
Tiguan S				25
Tiguan SEL 4Motion				29

VOLVO

EC40				25,43
EC40 Twin				29,45
EX30 Cross Country (18 Inch Wheels)				29,45
EX30 Cross Country (19 Inch Wheels)				29,45
EX30 Single motor extended range				25,43
EX30 Twin Performance				29,45
EX40				25,43
EX40 Twin				29,45
EX90				31,46
EX90 (21 Inch Wheels)				31,46
EX90 Twin Motor				35,47
EX90 Twin Motor (21 Inch Wheels)				35,47
EX90 Twin Motor Performance				36,47
EX90 Twin Motor Performance (21 Inch Wheels)				36,47
S90 B5		102/14		17
V60CC B5 AWD		94/29		19
V90CC B6 AWD		98/34		20
XC40 B4				25
XC40 B5 AWD				29
XC60 B5 AWD				29
XC60 T8 AWD				29,52
XC90 B5 AWD				36

Fuel economy for city, highway, and combined city/highway driving (55% city and 45% highway) in miles per gallon

Combined city/highway fuel economy range for vehicles in same EPA vehicle class and fuel economy for most efficient vehicle overall for model year

Technology and fuel type, such as gasoline, diesel, flexible fuel (gasoline-ethanol [E85]), plug-in hybrid (electricity-gasoline), and electric vehicle

Fuel consumption in gallons per 100 miles in combined city/highway driving

Annual fuel cost based on 15,000 miles per year and an average fuel price

Annual mileage, fuel cost, and other assumptions used to calculate estimates on the sticker

EPA DOT Fuel Economy and Environment Gasoline Vehicle

Fuel Economy
35 MPG
combined city/hwy city highway
 2.9 gallons per 100 miles

You save \$1,500 in fuel costs over 5 years compared to the average new vehicle.

Annual fuel cost \$1,400

Fuel Economy & Greenhouse Gas Rating (tailpipe only) **Smog Rating** (tailpipe only)
 6 5

fueleconomy.gov
 Calculate personalized estimates and compare vehicles

Actual results will vary for many reasons, including driving conditions and how you drive and maintain your vehicle. The average new vehicle gets 29 MPG and costs \$8,500 to fuel over 5 years. Cost estimates are based on 15,000 miles per year at \$3.20 per gallon. MPGe is miles per gasoline gallon equivalent. Vehicle emissions are a significant cause of climate change and smog.

Midsized cars range from 15 to 137 MPGe. The best vehicle rates 146 MPGe.

This vehicle emits 253 grams CO₂ per mile. The best emits 0 grams per mile (tailpipe only). Producing and distributing fuel also create emissions. Learn more at fueleconomy.gov.

Smartphone QR Code™ SAMPLE

Fuel cost savings or extra expenditure compared to an "average" new vehicle of the same model year (29 mpg for model year 2026)

Compares tailpipe emissions of smog-producing pollutants to those of other vehicles of the same model year on a scale of 1 (worst) to 10 (best)

Compares fuel economy and tailpipe greenhouse gas emissions to those of other vehicles of the same model year on a scale of 1 (worst) to 10 (best). Upstream emissions estimates are available at fueleconomy.gov.

QR Code. Scan the code with your smart phone to link to official information on fueleconomy.gov (requires scanner app).

fueleconomy.gov